

Appendix A

Recycling Plans

CONTENTS

1.	NORTH WARWICKSHIRE BOROUGH COUNCIL	2
2.	NUNEATON AND BEDWORTH BOROUGH COUNCIL	6
3.	RUGBY BOROUGH COUNCIL	11
4.	STRATFORD AND AVON DISTRICT COUNCIL	16
5.	WARWICK DISTRICT COUNCIL	20

1. NORTH WARWICKSHIRE BOROUGH COUNCIL

The following figures are for 2003/04.

Population	61,860	Number of households	26,118
Recycling rate	20.4%	Cost of Service	£1,204,301

The table below shows historic waste generation and recycling levels and predictions of future waste arisings and recycling rates.

Recycling and household waste generation rates (current and predicted)

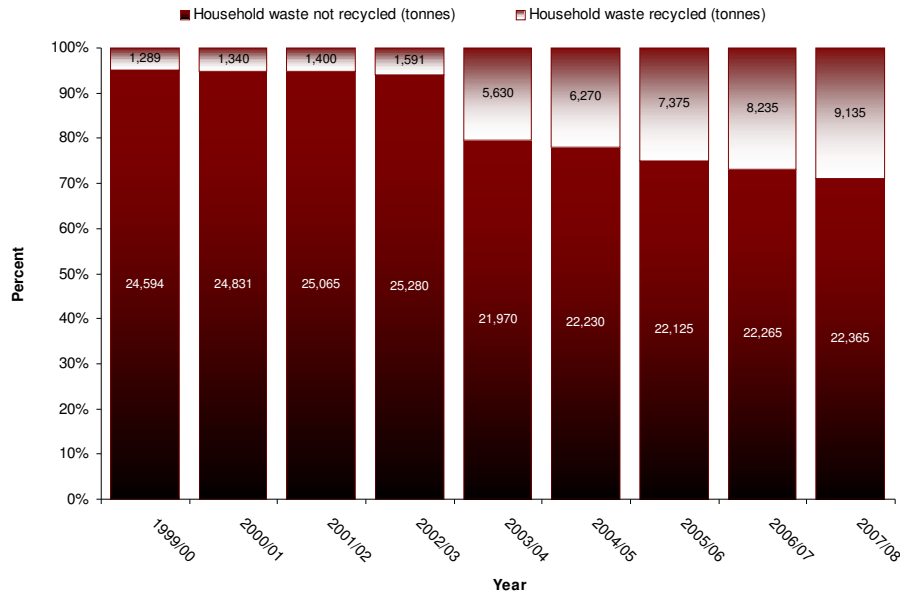
Year	Total household waste (tonnes)	Total waste recycled (tonnes)	Recycling Rate (%)
1999/00	25883	1289	4.98%
2000/01	26171	1340	5.12%
2001/02	26465	1400	5.29%
2002/03	26871	1591	5.92%
2003/04	27,600	5,630	20.4%
2004/05	28,500	6,270	22%
2005/06*	29,500	7,375	25.0%
2006/07*	30,500	8,235	27.0%
2007/08*	31,500	9,135	29.0%

* Predicted figures

Recycling Targets

North Warwickshire Borough Council has been set a recycling target of 10% for 2003/04 and 18% for 2005/06. In 2003/04 a recycling rate of 20.4% was achieved, clearly NWBC has significantly exceeded its statutory target for 2003/04 and has already reached its 2005/06 target of 18%.

Predicted levels of household waste generation and recycling



Collection and recycling schemes

North Warwickshire Borough Council has made significant changes to its waste collection services, which have resulted in a considerable increase in their recycling levels.

Kerbside collection of 'dry' recyclables

A kerbside collection service for paper has been available to 17,000 householders since 1996. Paper was collected in blue plastic bags.

In 2003, 22,500 households in the borough were provided with a red, 55-litre kerbside box for the collection of glass, textiles, paper and cans. The boxes are being emptied fortnightly.

Green waste

In June 2003, the council started collecting green waste from 15,000 properties in the borough. Householders were given a 240 litre green wheeled bin, which is collected fortnightly. The material collected is taken to two composting facilities where it is converted into a useful soil conditioner.

Bring sites

The council provides 'bring' recycling facilities for glass, paper, cans, and textiles. It is anticipated that the volume of material recycled at bring banks will reduce as more kerbside facilities are provided. However, in a bid to encourage their use by residents, signage and where appropriate the overall appearance of bring sites, is currently being improved. Additional sites are being sought, and the Council has set itself a target for 2004/5 of increasing the number of bring sites by 25%.

Bulky Waste Collection

The council provides a collection service for items of bulky household waste such as cookers and mattresses etc. A charge is made for this service.

Trade Waste

The council also operates a trade waste collection service for businesses in North Warwickshire.

Future schemes and initiatives

As well as increasing the number of bring sites (targeting particularly the collection service), the borough council will also be reviewing the frequency of the ordinary refuse collection service to consider whether it is viable to collect fortnightly instead of weekly. This has been successful in other authorities and if North Warwickshire is to reach challenging targets for recycling and composting it may be an option that has to be seriously considered.

However, It is considered that alternate weekly collection will not be practicable without at least the extension of the garden waste collection service to all households and the kerbside recycling service accommodating the multiple occupancy residences and more rural locations. An advisory report in respect of that extension of the kerbside red box scheme is currently in progress having been commissioned through the Waste Resources Action Programme's ROTATE initiative.

Summary of current and future contracts

Service	Current contractor	Contract Expiry date	Future arrangements
Refuse collection	DSO	Not applicable	To be determined
Green waste collection	DSO	Not applicable	To be determined
Kerbside collection	Cheshire Recycling	October 2005	To be determined
Bulky waste	DSO	Not applicable	To be determined
Clinical waste	DSO	Not applicable	Service to be tendered
Trade waste	DSO	Not applicable	To be determined
Street sweepings/ litter	DSO	Not applicable	To be determined
Bring banks – glass	GRUK	Ongoing	Under review
Bring banks – cans	Alcan	Ongoing	To be determined
Bring banks – paper	UPM Kymmene	April 2010	To be determined
Bring banks – textiles	TRAID	Ongoing	To be determined
Fly-tipped waste	DSO	Ongoing	To be determined
Abandoned vehicles	Local contractor	Ongoing	Likely to remain as an externalised service

NORTH WARWICKSHIRE BOROUGH COUNCIL

	2001/02	2002/03	2003/04	2004/05	2005/06	2006/07	2007/08
240 litre wheeled bin for the collection of rubbish	All households Weekly	All households Weekly	All households Weekly	All households Weekly	All households Weekly	All households Frequency to be determined	
240 litre wheeled bin for green garden rubbish	x	x	15,000 households Fortnightly	15,000 households Fortnightly	15000 households Fortnightly	25,500 households Fortnightly	
Blue sack collection for paper	x	17,000 households	17,000 households (then integrated into the red box scheme)				
Red kerbside box for: paper (using blue sack), glass, cans & textiles	x	20,500 households Fortnightly	22,500 households Fortnightly	22,500 households Fortnightly	22,500 households Fortnightly		
Bring banks for: Paper, cans, glass, plastic	112 banks	112 banks	23 sites	27 sites	30 sites	35 sites	
Bulky waste collection	Available for a fee	Available for a fee	Available for a fee	Available for a fee	Available for a fee	Available for a fee	Available for a fee
Cost of service	£967,616	£1,099,253	£1,204,301	Information not available	Information not available	Information not available	Information not available

2. NUNEATON AND BEDWORTH BOROUGH COUNCIL

Background

The following figures are for 2003/04.

Population	119,132*	Number of households	49,500*
Recycling rate	10.2%	Cost of Service	£1,332,620

* figures derived from 2001 Census

The table below shows historic waste generation and recycling levels and predictions of future waste arisings and recycling rates.

Recycling and household waste generation rates (current and predicted)

Year	Total household waste (tonnes)	Total waste recycled (tonnes)	Recycling Rate (%)
1999/00#	48196	2921	6.1%
2000/01#	49870	3441	6.9%
2001/02#	52033	3278	6.3%
2002/03#	54083	3137	5.8%
2003/04	53871	5487	10.2%
2004/05	56884	12144	21.3%
2005/06*	57085	13700	24.0%
2006/07*	58225	14556	25.0%
2007/08*	59390	15441	26.0%
2008/09*	60580	16357	27.0%
2009/10*	61790	17301	28.0%
2010/11*	63025	18277	29.0%
2011/12*	64285	19285	30.0%
2012/13*	65570	20327	31.0%
2013/14*	66880	21402	32.0%
2014/15*	68220	22513	33.0%

Figures calculated from BVPI Data

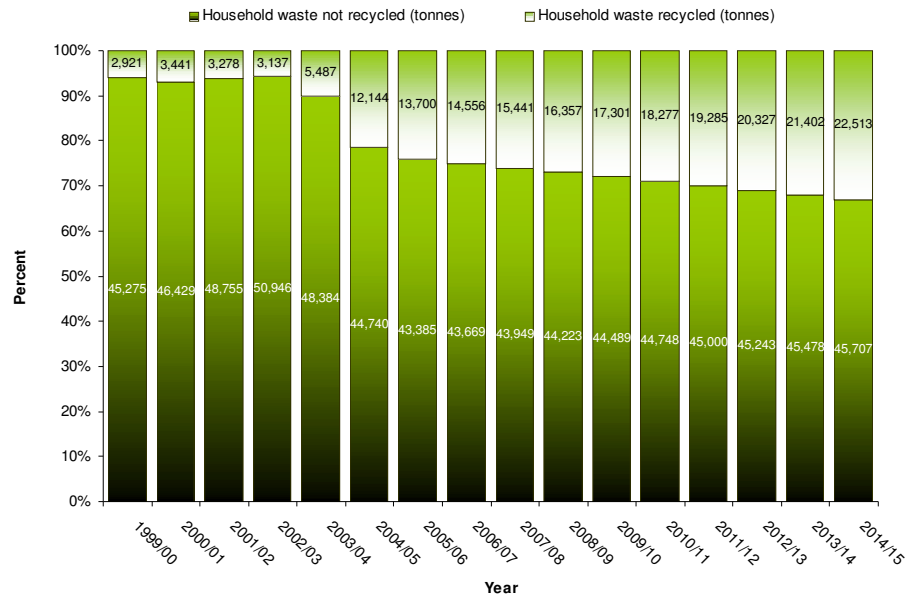
* Predicted figures

Recycling Targets

Nuneaton and Bedworth Borough Council were set recycling targets of 16% for 2003/04 and 24% for 2005/06. In 2003/04 a recycling rate of 10.2% was achieved.

To reach the targets kerbside collections of dry recyclables (cans, bottles, paper, textiles, and batteries) and green garden waste were started during 2003/04, and a subsequent recycling rate of 10.2% was achieved. If both of the main schemes had run for a complete year the 16%, 2003/04 target would have been achieved, as shown by the rate of 21.3% achieved in 2004/05.

Predicted levels of household waste generation and recycling



Collection and recycling schemes

Nuneaton and Bedworth Borough Council has made some significant changes to its waste collection services.

Side Waste

In January 2003, a no side-waste (waste put alongside the wheeled bin for collection), policy was introduced with heavily loaded bins also being rejected. A sticker was placed on each wheeled bin to reinforce the policy. As a consequence, a 1000 tonne reduction in the amount of waste disposed of was observed in the first three months after introduction.

Kerbside collection of 'dry' recyclables

Since 1995, a kerbside collection service for paper has been available to 90% of households in the borough. Householders were provided with a blue plastic bag for their paper. The collections initially operated every fortnight and then continued four-weekly from June 2002.

From the middle of November 2003, all households other than sheltered accommodation and flats received a red, 55-litre kerbside box. The "Recycle from Home" scheme accepts glass, textiles, paper, cans, engine oil and car batteries, which were collected fortnightly from the kerbside.

In April 2005 the scheme was extended to include some of the sheltered accommodation and flats by the use of 'Mini Recycling Sites'. This involves banks of red 240ltr wheeled bins to collect paper, glass and cans. It is intended that 100 sites will be in place by the end of the year.

From May 2005 the frequency of collection for the main "Recycle from Home" scheme was increased to weekly.

Garden Waste

In June 2003, a green waste collection service was introduced and an alternate weekly collection of general waste. The scheme is available to all households in the borough. Householders were given the option to use a 240 litre wheeled bin for their green waste.

Unfortunately, problems were experienced with the inclusion of cardboard and contamination of the green waste, forced a change in collection frequencies. In July 2003, the council re-instated weekly collections of ordinary refuse while maintaining the fortnightly collection of garden waste.

Garden waste collections operated until October 2003 and recommenced for a 36-week period during 2004 which was extended to 38 weeks in 2005. The material collected is taken to two composting facilities where it is converted into a useful soil conditioner.

Bring sites

'Bring' recycling facilities for glass, paper, cans and textiles are supplied by external contractors. The volume of material collected at bring banks halved with the introduction of "recycle from home" and may reduce further as more kerbside and other initiatives are introduced. However, these services will be retained as long as the levels of participation are maintained to keep the service viable.

Bulky Waste Collection

The council provides a collection service for items of bulky household waste such as cookers and mattresses etc. A small charge is made for this service. The service makes approximately 3,500 collections per year.

Trade Waste

The council also operates a trade waste collection service for businesses in Nuneaton and Bedworth.

Future schemes and initiatives

Collection Frequencies

There are currently no proposals to change the existing collection frequencies.

Furniture Reuse

During 2005, it is hoped to use local charities in the area to operate a furniture reuse scheme. Items that are collected from the bulky collection service that are normally disposed of may then be offered for reuse.

Provision of recycling facilities at multiple occupancy buildings/flats.

The Council have introduced an innovative recycling scheme at all council run sheltered accommodation complexes. Residents in sheltered accommodation were previously unable to take part in the Council's recycling programme due to the impracticality of supplying red boxes to each individual. The 'mini recycling sites' w comprise of five red wheelie bins fitted into a frame with slotted lids, which makes them very easy to use, and they will be placed in central locations within the complexes. Like the red box, they will collect glass, paper and metal cans and our red box crews will empty the sites weekly. If successful, the council will consider extending the scheme to private flats.

Summary of current and future contracts

Service	Current contractor	Contract Expiry date	Future arrangements
Refuse collection	Nuneaton and Bedworth Employees.		To be considered in any future Best Value Review
Green waste collection			
Bulky waste			
Clinical waste			
Trade waste			
Fly-tipped waste			
Street sweepings/ litter			
Kerbside collection	ECT	2008 with possible extension	Review contract arrangements
Bring banks – glass	Berryman	5 years 2008	
Bring banks – paper	Cheshire /Holland	Contract	Review service
Bring banks – cans	Alutrade	Agreement to empty banks	
Bring banks – textiles	Scope /Merlin	Agreement to empty banks	
Abandoned vehicles	Scala	Tendered	NBBC Security service operates service

Financial Commitment

The table below illustrates the financial revenue commitment to promote recycling.

Since 2001/2 an additional £1.25 m has been committed.

Year	Refuse £	Recycling £	Total £
2001/2 Actual	1,310,570	22,050	1,332,620
2002/3 Actual	1,495,160	39,050	1,534,210
2003/4 Actual	1,521,600	412,160	1,933,760
2004/5 Revised Estimate	1,592,840	798,950	2,391,790
2005/6 Original Estimate	1,685,000	899,330	2,584,330

NUNEATON AND BEDWORTH BOROUGH COUNCIL

	2001/02	2002/03	2003/04	2004/05	2005/06	2006/07	2007/08
240 litre black wheeled bin for the collection of rubbish	All households Weekly	All households Weekly	All households Weekly	All households Weekly	All households Weekly	All households Weekly	All households Weekly
240 litre wheeled bin for green garden rubbish	x	x	45,000 households Fortnightly	45,000 households Fortnightly	46,000 households Fortnightly	46,000 households Fortnightly	47,000 households Fortnightly
Blue sack collection for paper	40,500 households Every 2 weeks	40,500 households Every 4 weeks	40,500 households Every 4 weeks stopped Oct 2003				
Red kerbside box for: paper, glass, cans & textiles	x	x	45,000 households Fortnightly Started Oct 2003	45,000 households Fortnightly	46,000 households Weekly from 02/05/05	46,000 households Weekly	47,000 households Weekly
Bring banks for: Paper, cans, glass, plastic	24 sites	36 sites	55 sites	55 sites	155 sites including Mini sites	155 sites including Mini sites	155 sites including Mini sites
Bulky waste collection	Available for a fee	Available for a fee	Available for a fee	Available for a fee	Available for a fee	Available for a fee	Available for a fee
Cost of service *	1,332,620	1,534,210	1,933,760	2,391,790	2,584,330	2,661,185	2,741,715

*Cost of refuse and recycling only, and 3% inflation from 2006/2007

3. RUGBY BOROUGH COUNCIL

Background

The following figures are for 2003/04.

Population	89,200	Number of households	39,333
Recycling rate	13.87%	Cost of Service	

The table below shows historic waste generation and recycling levels and predictions of future waste arisings and recycling rates.

Recycling and household waste generation rates (current and predicted)

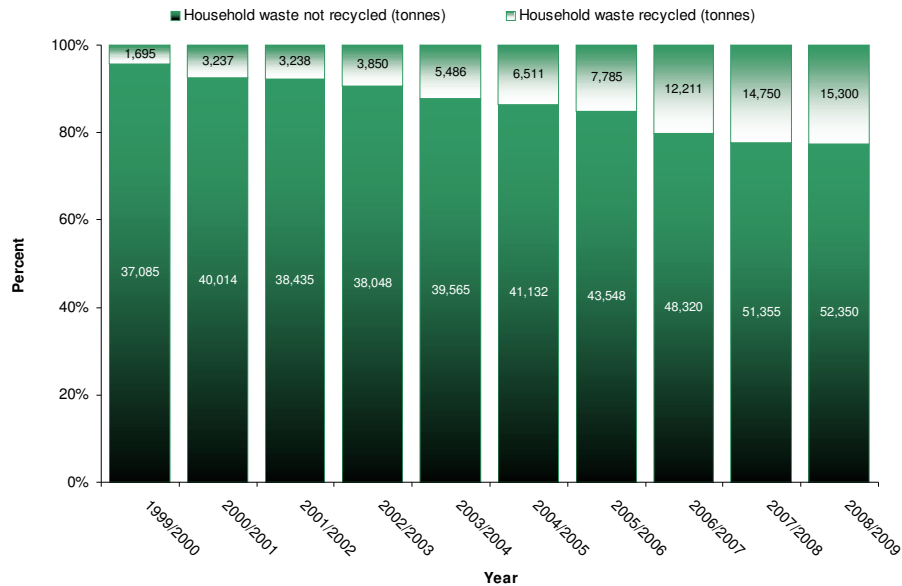
Year	Total household waste (tonnes)	Total waste recycled (tonnes)	Recycling Rate (%)
1999/00	37,085	1,695	4.57
2000/01	40,014	3,237	8.1
2001/02	38,435	3,238	8.42
2002/03	38,048	3,850	10.1
2003/04	39,565	5,486	13.87
2004/05	41,132	6,511	15.82
2005/06*	43,548	7,785	17.9
2006/07*	48,320	12,211	25.3
2007/08*	51,355	14,750	28.7
2008/09*	52,350	15,300	29.2

* Predicted figures

Recycling Targets

Rugby Borough Council has been set a recycling target of 10% for 2003/04 and 18% for 2005/06. In 2003/04 a recycling rate of 13.87%. The borough council exceeded its 2003/04 target and is on course to reach the 18% target of 2005/06.

Predicted and actual levels of household waste generation and recycling



Collection and recycling schemes

Rugby Borough Council has already made some changes to its waste collection services, with significant changes proposed for the forthcoming years.

Kerbside collection of 'dry' recyclables

A kerbside collection scheme or red box scheme for dry recyclables has been phased in over the past year and incorporates households throughout the district.

Householders have been provided with two, 55-litre red boxes for the collection of paper, cans, glass bottles & jars. The boxes are emptied fortnightly.

Green waste

The council introduced a green waste collection scheme in June 2003. The first phase included 9,000 households. Each household was given a 140 litre, green wheeled bin that is emptied fortnightly. It is anticipated that the scheme will cover the rest of the borough within two years. The material collected is taken to a local composting facility where it is made into a useful soil conditioner.

Bring sites

The borough council provides 'bring' recycling facilities for glass, paper, cans, textiles and plastics. However, it is expected that the volume of material recycled at bring banks will reduce as more kerbside facilities are provided.

Bulky Waste Collection

The council provides a collection service for items of bulky household waste such as cookers and mattresses etc. A small charge is made for this service.

Trade Waste

The council provides a trade waste collection service for businesses in Rugby.

Future schemes and initiatives

Starting in 2006/07. the borough council is proposing significant changes to how it collects rubbish from the kerbside. To optimise recycling and composting the borough is proposing to (where practicable) all households 240 litre wheeled bins for the collection of residual waste, and recyclable materials, which will include; paper, card, cardboard, cans, plastic and textiles. The existing red boxes will be used to collect glass. An additional 15,000 households will be given wheeled bins for the collection of green waste.

As well as increasing the range of materials that can be collected and recycled, there will be changes to the frequency of collection. Residual waste, green waste and recyclables will be collected using an alternate weekly system, which means that residual waste will be collected fortnightly instead of weekly. Glass will be collected on a 4-weekly cycle.

Current and future contracts

Service	Current contractor	Contract Expiry date	Future arrangements
Refuse collection	DSO	-	-
Green waste collection	DSO	-	-
Kerbside collection	DSO	April 2005	To be decided
Bulky waste	DSO	April 2005	To be decided
Clinical waste		April 2005	To be decided
Trade waste	DSO	April 2005	To be decided
Street sweepings/ litter		April 2006	
Bring banks – glass	British glass	July2007	Renewable
Bring banks – cans			
Bring banks – paper	Aylesford paper	April 2005	Renewable
Bring banks – textiles			
Fly-tipped waste		April 2006	
Abandoned vehicles		April 2004	Tendering Exercise

RUGBY BOROUGH COUNCIL

	2001/02	2002/03	2003/04	2004/05	2005/06	2006/07	2007/08	2008/09
240 l wheeled bin for collection of rubbish	All households Weekly	All households Weekly	All households Weekly	All households Weekly	All households Weekly	All households Fortnightly	All households Fortnightly	All households Fortnightly
140 l wheeled bin for green waste	x	x	9,000 households Fortnightly	9,000 households Fortnightly	9,000 households Fortnightly	9,000 households Fortnightly	9,000 households Fortnightly	9,000 households Fortnightly
240 l wheeled bin for green waste	x	x	x	x	15,000 households fortnightly	15,000 households fortnightly	15,000 households fortnightly	15,000 households fortnightly
Red kerbside boxes for: Paper, cans, glass, textiles.	x	All Households Fortnightly	All Households Fortnightly	All Households Fortnightly	All Households Fortnightly	x	x	x
240 l wheeled bin for collection of paper, card, cardboard, and plastic	x	x	x	x	x	All households fortnightly	All households fortnightly	All households fortnightly
Red kerbside box for glass	x	x	x	x	x	All households 4 weekly collection	All households 4 weekly collection	All households 4 weekly collection
Bring banks for: Paper, cans, glass, plastic	34 Sites	34 Sites	34 Sites	34 Sites	34 Sites	8 Sites	8 Sites	8 Sites
Bulky waste collection	Available for a small fee	Available for a small fee	Available for a small fee	Available for a small fee	Available for a small fee	Available for a small fee	Available for a small fee	Available for a small fee
Cost of service	-	-	-	-	-	-	-	-

4. STRATFORD AND AVON DISTRICT COUNCIL

Background

The following figures are for 2003/04.

Population	115,600	Number of households	49,949
Recycling rate	18.2%	Cost of Service	£2,148,800

The table below shows historic waste generation and recycling levels and predictions of future waste arisings and recycling rates.

Recycling and household waste generation rates (current and predicted)

Year	Total household waste (tonnes)	Total waste recycled (tonnes)	Recycling Rate (%)
1999/00	42,138	4,916	11.67%
2000/01	42,842	5,163	12.05%
2001/02	43,934	5,806	13.21%
2002/03	43,806	6,609	15.09%
2003/04	45,120	8,212	18.2%
2004/05	46,474	15,336	33%
2005/06*	47,868	17,232	36%
2006/07*	49,304	18,736	38%
2007/08*	50,783	20,313	40%

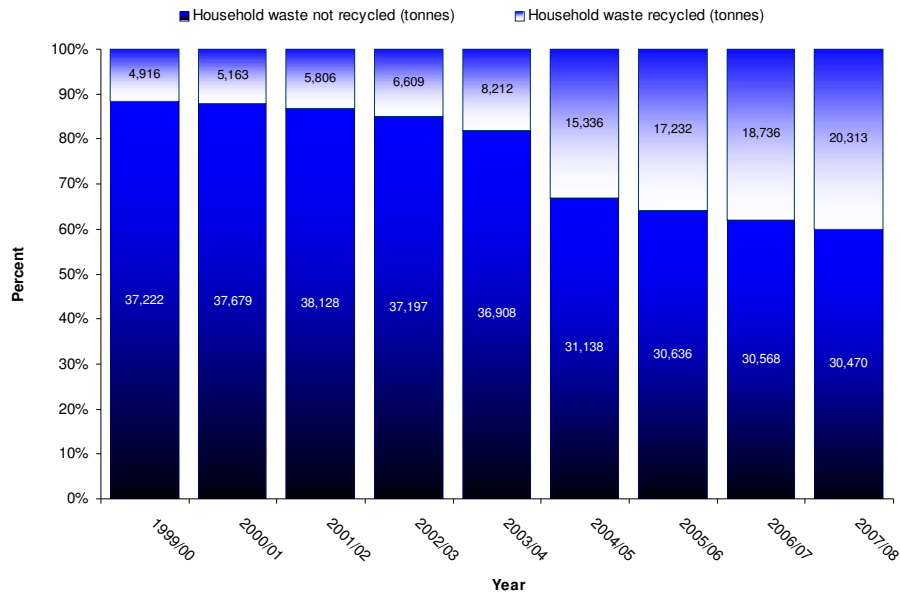
* Predicted figures

Recycling Targets

Stratford District Council was set a recycling target of 24% for 2003/04 and 36% for 2005/06. In 2003/04 a recycling rate of 18.2% was achieved. Although Stratford District Council just failed to meet its 2003/04 target. It has already exceeded its revised 2005/06 target of 30%.

Despite the Government effectively reducing the upper statutory recycling target to 30%, Stratford's corporate target for recycling remains at 36%.

Predicted levels of household waste generation and recycling



Collection and recycling schemes

Kerbside collection of 'dry' recyclables

A kerbside collection service for 'dry recyclables' has been in operation since October 2001 and serves all the households in the District.

Householders were provided with a black kerbside box for the collection of glass, textiles, paper and cans. The boxes are collected fortnightly.

Green Waste

In November 2003, a fortnightly kerbside collection service for green garden waste was introduced and the scheme now serves all properties within the district. Householders have been provided with a 240 litre green wheeled bin for garden waste (householders may have been provided with a smaller bin depending on their requirements). The material collected is taken to a local composting facility where it is converted into a useful soil conditioner, which is used on-farm.

Bring sites

The council will continue to provide 'mini-bring' recycling facilities for glass, paper and cans at strategic locations.

The council is also operating a pilot scheme to collect plastic (HDPE and PET) from bring banks at locations throughout the district.

Bulky Waste

The council provides a collection service for items of bulky household waste such as cookers and mattresses etc. A small charge is made for this service.

Trade Waste

Stratford-on-Avon District Council does not currently provide a trade waste collection service. Businesses make their own arrangements for waste collection with private contractors.

Future schemes and initiatives

The District's contract for waste collection expires in 2008: this coincides with the expiry date for Warwick District Council's collection contract. The two districts will therefore explore the advantages of engaging in a future joint contract for waste collection.

There are currently no plans to change the frequency of waste collections.

Summary of current and future contracts

Service	Current contractor	Contract Expiry date	Future arrangements
Refuse collection	Biffa Waste Services	July 2008	Possible joint arrangement with Warwick District Council
Green waste collection	Biffa Waste Services	July 2008	Possible joint arrangement with Warwick District Council
Kerbside collection	Biffa Waste Services	July 2008	Possible joint arrangement with Warwick District Council
Bulky waste	Biffa Waste Services	July 2008	Possible joint arrangement with Warwick District Council
Clinical waste	Biffa Waste Services	July 2008	Possible joint arrangement with Warwick District Council
Trade waste	Not applicable	-	-
Street sweepings/ litter	Verdant	September 2007	
Bring banks – glass	Biffa Waste Services	July 2008	Possible joint arrangement with Warwick District Council
Bring banks – cans	Biffa Waste Services	July 2008	Possible joint arrangement with Warwick District Council
Bring banks – paper	Biffa Waste Services	July 2008	Possible joint arrangement with Warwick District Council
Bring banks – textiles	Not applicable		
Fly-tipped waste	Verdant	September 2007	
Abandoned vehicles	Biffa Waste Services	July 2008	Possible joint arrangement with Warwick District Council

STRATFORD ON AVON DISTRICT COUNCIL

	2001/02	2002/03	2003/04	2004/05	2005/06	2006/07	2007/08
Backdoor collection of rubbish with one clean sack provided weekly.	All households Weekly	All households Weekly	All households Weekly	All households Weekly	All households Weekly	All households Weekly	All households Weekly
Green sack collection for green garden rubbish	Chargeable service, with 10 free per year to eligible households on request.	Chargeable service, with 10 free per year to eligible households on request.	Chargeable service, with 10 free per year to eligible households on request.	Chargeable service, with 10 free per year to eligible households on request or for those not on wheeled bin service	x	x	x
240 litre wheeled bin for green garden rubbish	x	x	15,800 households Fortnightly	33,300 households Fortnightly	All households Fortnightly	All households Fortnightly	All households Fortnightly
Black kerbside boxes paper, glass, cans & textiles	All households Fortnightly	All households Fortnightly	All households Fortnightly	All households Fortnightly	All households Fortnightly	All households Fortnightly	All households Fortnightly
Bring Sites for: Paper, cans, glass, plastic	12 sites	12 sites	12 sites	12 sites	12 sites	12 sites	12 sites
Bulky waste collection	Available for a fee. Fridges and Freezers are collected free.	Available for a fee. Fridges and Freezers are collected free.	Available for a fee	Available for a fee	Available for a fee	Available for a fee	Available for a fee
Cost of service (per household/per year)	£43.02	£48.45	Est. £52.88	Est. £59.76	Est. £68.94	-	-

5. WARWICK DISTRICT COUNCIL

Background

The following figures are for 2004/05.

Population	132,745	Number of households	57,236
Recycling rate	26.2%	Cost of Service	£2,153,791

The table below shows historic waste generation and recycling levels and predictions of future waste arisings and recycling rates.

Recycling and household waste generation rates (current and predicted)

Year	Total household waste (tonnes)	Total waste recycled (tonnes)	Recycling Rate (%)
1999/00	38403	3092	8.10%
2000/01	40360	3412	8.50%
2001/02	41516	4263	10.30%
2002/03	43345	4823	11.1%
2003/04	48781	11936	24.5%
2004/05	50369	13267	26.2%
2005/06*	49981	14909	29%
2006/07*	50981	15294	30%
2007/08*	52001	15600	30%

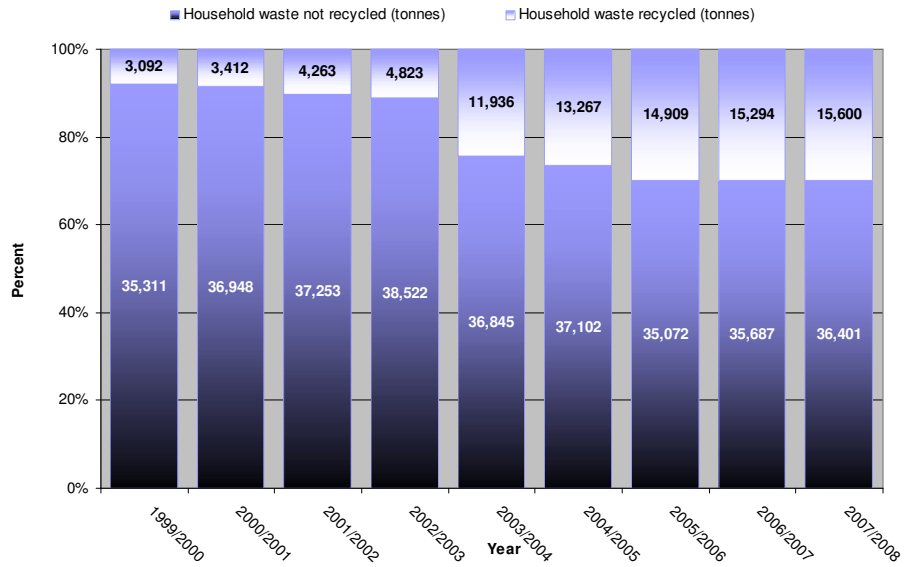
* Predicted figures

Recycling Targets

Warwick District Council has been set a recycling target of 18% for 2003/04 and 27% for 2005/06. In 2001/02 a recycling rate of 10.3% was achieved. The recycling rate for 2002/03 was 11.1%, but had risen to over 26% in 2004/5 and, therefore, the Council is on target to reach its of 27% for 2005/06.

To reach that target, nearly 15,000 tonnes of rubbish must be separated from the waste stream and recycled in 2005/06.

Predicted levels of household waste generation and recycling



Collection and recycling schemes

Warwick District Council has already made some changes to its waste collection services.

Kerbside collection of 'dry' recyclables

A fortnightly kerbside collection service for paper has been available to 50,000 householders since 1996. Householders were initially provided with a plastic bag for their paper. This has now been replaced by a red, 55-litre plastic kerbside box, which have been delivered to every household (with the exception of some flats) in the district.

The council began collecting other materials (in addition to paper) including cans, glass and textiles from half of the district in April 2004 and extended the scheme to cover the whole district from April 2005 onwards.

Green waste

A pilot kerbside collection scheme for green waste was introduced in July 2000. The trial included 2,400 households that were provided with a 240 litre green wheeled bin, which was collected fortnightly.

The results of the trial were very positive. Therefore, in March 2003, the scheme was expanded to a further 21,500 properties in the district. The material collected is taken to a local composting facility where it is turned into a useful soil conditioner.

Bring sites

The council will continue to provide 'bring' recycling facilities for glass, paper, cans and textiles but it is expected that the volume of material recycled at bring banks will reduce as more kerbside facilities are provided.

Bulky Waste Collection

The council provides a collection service for items of bulky household waste such as cookers and mattresses etc. A small charge is made for this service.

Trade Waste

Warwick District Council does not currently provide a trade waste collection service. Businesses make their own arrangements for waste collection with private contractors.

Future schemes and initiatives

The Council currently collects a number of materials from the kerbside using the red box scheme. The service covers about 97% of the District with only large blocks of flats (and other similar locations) receiving only a limited service at present. In the future, the Council will seek to provide a local recycling service to many more households as well as increasing the types of materials collected through the scheme (where practicable).

The green waste collection service already incorporates just under half of the properties in the district. The Council is currently investigating the options for expanding the service in future years.

The Council will also be reviewing the frequency of the ordinary refuse collection service to consider whether it is viable to collect fortnightly instead of weekly. This has been successful in other authorities and if Warwick is to reach challenging targets for recycling and composting it may be an option that has to be seriously considered. However, no changes to the current refuse collection arrangements will be made until the residents of the District are satisfied with the recycling services provided. Any changes to collection services will not take place until arrangements have been trialled and full consultation with the public has taken place.

The contract for waste collection expires in 2008: this coincides with the expiry date for Stratford on Avon District Council's collection contract. The two districts will therefore explore the advantages of engaging in a future joint contract for waste collection.

Contracts

Service	Current contractor	Contract Expiry date	Future arrangements
Refuse collection	Serviceteam	March, 2008	Not known
Green waste collection	ECT	March, 2008	Not known
Kerbside collection Paper	ECT	March, 2008	Not known
Bulky waste	Serviceteam	March, 2008	Not known
Clinical waste	Serviceteam	March, 2008	Not known
Trade waste	Not applicable		
Street cleansing	Verdant	March, 2008	Not known
Bring banks – glass	Berryman	Not fixed	Not known
Bring banks – cans	Alustrade	Not fixed	Not known
Bring banks – paper	Cheshire Recycling	Not fixed	Not known
Bring banks – textiles	Oxfam / BHF	Not fixed	Not known
Fly-tipped waste	Verdant	March, 2008	Not known
Abandoned vehicles	Island Commercial Vehicles	March, 2004	Not known

WARWICK DISTRICT COUNCIL

	2001/02	2002/03	2003/04	2004/05	2005/06	2006/07	2007/08
Collection of rubbish, no containment method provided		All households Weekly	All households Weekly	All households Weekly	All households Weekly	All households Weekly	All households Weekly
240 l wheeled bin for green waste		2,400 households Fortnightly	24,000 households Fortnightly	24,000 households Fortnightly	24,000 households Fortnightly	24,000 households Fortnightly	24,000 households Fortnightly
Plastic bag paper collection		Available to households on request Fortnightly	✘	✘	✘	✘	✘
Red kerbside boxes for paper only		✘	50,000 Households Fortnightly	24,000 Households Fortnightly	✘	✘	✘
Red kerbside boxes service extended to include glass, cans textiles & paper		✘	✘	26,000 Households Fortnightly	54,000 Households Fortnightly	54,000 Households Fortnightly	54,000 Households Fortnightly
Bring banks for: Paper, cans, glass, plastic		15 sites	17 sites	18 sites	18 sites	18 sites	18 sites
Bulky waste collection		On request	On request	On request	On request	On request	On request
Cost of service		£1,100,000	£1,575,000	£1,775,000	£1,855,000	£1,900,000	£1,950,000