



**End of Year Performance Report 2008/09**  
**6 April 2009**

## End of Year Performance 2008/09

FORCE		End March 2009				Year to Date			
		Target		Current		Target		Current	
		%	No.	%	No.	%	No.	%	No.
Death/ Injury	Serious Violent Crime Reduction	-5%	305	-25.9%	238	-5%	3547	-18.5%	3044
	Serious Violent Crime Sanction Detection Rate *	45%	107	54.2%	129	45%	591	50.7%	666
	Force Road Related Death and Serious Injury (figures to End March 2009)	-5%	29	-13.3%	26	-5%	395	-17.8%	342
	Serious Sexual Offences Sanction Detection Rate	35%	11	21.9%	7	35%	108	27.9%	86
	Repeat victimisation rate for high risk Domestic Abuse incidents					Establishing baseline		4.7%	11
Loss	Serious Acquisitive Crime Reduction	-5%	604	1.7%	647	-5%	7597	-0.4%	7966
	Serious Acquisitive Crime Sanction Detection Rate	13%	84	15.5%	100	13%	1036	13.2%	1055
Fear/ Distress	Criminal Damage Reduction	-5%	765	-5.2%	763	-5%	8771	-13.2%	8015
	Criminal Damage Sanction Detection Rate	15%	114	11.9%	91	15%	1202	13.4%	1078
All Harms	Identify and charge 15 of the highest harm causers from the OCGs					15		21	
		Target				FORCE YTD			
Community Confidence	User Satisfaction Whole Experience	83.6%		N/A		83.6%		85.7%	

\* The revised detection rate for serious violence was agreed in July 2008 and the new target set was to achieve 45% from 1st October 2008 to 31st March 2009. If the measure was applied for 12 months the out-turn would be 44.5%

### Explanation of colour coding

#### Crime Reduction

**Green** = exceeding or meeting target

**Amber** = improving performance (moving towards target)

**Red** = performance is not improving

#### Sanction Detections

**Green** = exceeding or meeting target

**Amber** = 90% of target achieved

**Red** = less than 90% target achieved

End March 2009	Target	Force	North Warwickshire Borough	Nuneaton & Bedworth Borough	Rugby Borough	Stratford District	Warwick District
Serious Violent Crime Reduction	-5%	-18.5%	-20.1%	-27.2%	-15.8%	-10.8%	-11.3%
Serious Violent Crime Sanction Detection Rate *	45%	50.7%	50.0%	46.9%	46.3%	54.2%	56.7%
Serious Sexual Offences Sanction Detection Rate	35%	27.9%	40.0%	25.0%	27.5%	42.0%	20.5%
Serious Acquisitive Crime Reduction	-5%	-0.4%	-0.5%	-2.5%	-15.7%	-5.9%	22.6%
Serious Acquisitive Crime Sanction Detection Rate	13%	13.2%	10.4%	11.1%	12.1%	8.9%	20.7%
Criminal Damage Reduction	-5%	-13.2%	-16.2%	-6.9%	-15.8%	-13.5%	-16.9%
Criminal Damage Sanction Detection Rate	15%	13.4%	15.7%	13.0%	11.2%	17.9%	12.4%

## Highlights - Force

- 74 fewer people have been killed or seriously injured on the roads of Warwickshire
- Serious violence was reduced by 18.5%, with the detection target being exceeded for the latter 6 months of the year
- More victims of serious sexual offences felt confident to report the offence to Warwickshire Police and more detections were achieved compared to 2007/08
- Serious acquisitive crime was reduced, with 31 fewer victims of crime, and detections have exceeded the 13% target
- Domestic burglary has reduced by 6.2%, with 147 fewer homes being broken into compared to last year, and almost 19% of burglaries were detected
- 281 fewer vehicles were stolen across the county, a reduction of 17.9%
- Criminal damage continued to reduce, with 1218 fewer offences reported by the communities of Warwickshire
- The force target to identify and charge 15 of the highest harm causers from organised crime groups and measuring performance against 'harm' by employing an intelligence-led approach, was exceeded with 21 being charged through the year
- Community confidence has improved from 81.6% of victims of crime being satisfied with their contact with Warwickshire Police to 85.7%
- All Crime has reduced by 5.9% compared to 2007/08

## Issues - Force

- Thefts from vehicles increased by 11.8%, with 436 more victims of crime compared to last year
- The force target to detect 15% of criminal damage was not achieved, with the force 124 detections short of target

## Introduction

The year has ended with many successes, with the end of year performance demonstrating the improvements that have been achieved by the Force and Authority.

## Death/Injury

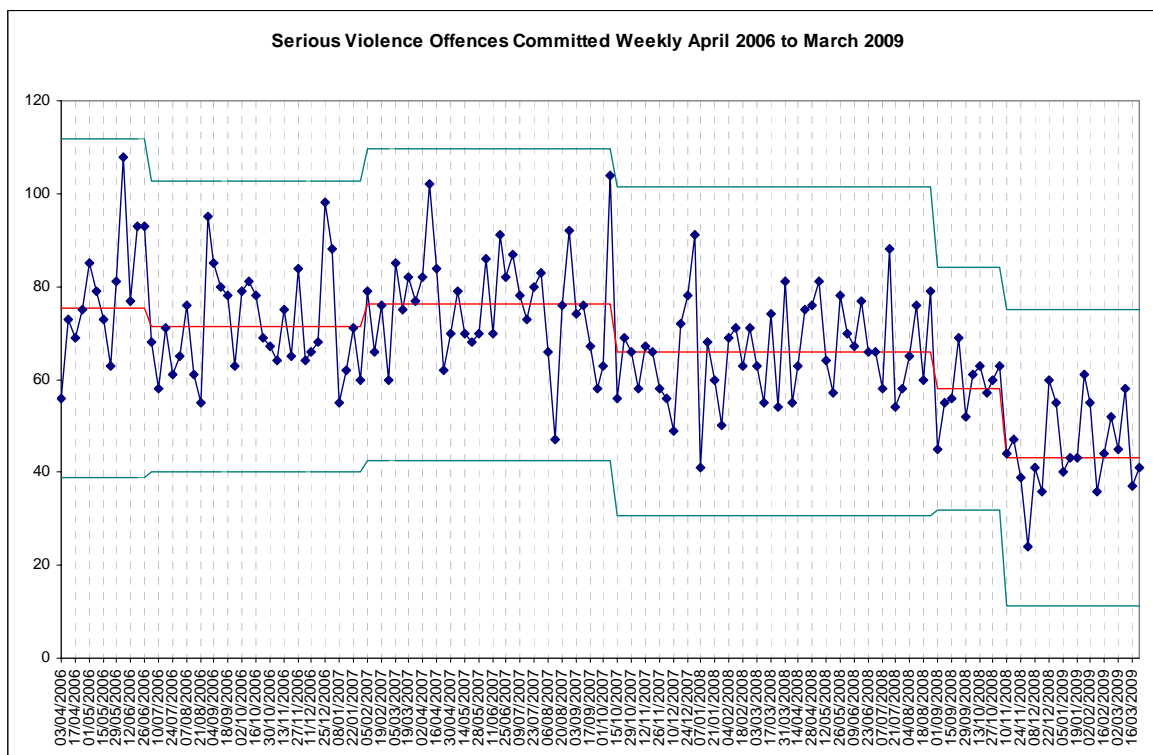
### Serious Violence

Force YTD	Detections		Crime Reduction					
	Current		2007-08	Current Performance		% that were		
	%	No.	No.	%	No.	Alcohol Related	Domestic Related	Location Street
<b>Serious Violent Crime</b>								
Homicide	116.7%	7	6	0%	6	50.0%	0.0%	66.7%
Attempted Murder	100.0%	10	4	150.0%	10	50.0%	10.0%	50.0%
Wounding or other act endangering life	34.4%	53	117	31.6%	154	41.6%	13.6%	29.9%
Grievous Bodily Harm without intent	40.9%	54	119	10.9%	132	58.3%	11.4%	37.1%
Causing Death by Dangerous Driving	133.3%	4	9	-66.7%	3	0.0%	0.0%	100.0%
Causing Death by Careless Driving while under the influence of drink or drugs		0	0		0			
Causing Death by Careless or Inconsiderate Driving	0.0%	0	0		1	0.0%	0.0%	100.0%
Causing Death by Aggravated Vehicle Taking		0	1	-100.0%	0			
Assault with Less Serious Injury (ABH)	44.9%	1228	3478	-21.3%	2738	46.4%	35.9%	24.4%
<b>Total</b>	<b>44.5%</b>	<b>1356</b>	<b>3734</b>	<b>-18.5%</b>	<b>3044</b>	<b>46.6%</b>	<b>33.5%</b>	<b>25.5%</b>

The table above highlights the success for the force in reducing the number of people who suffered an injury from a violent assault. All boroughs and districts achieved a reduction, with Nuneaton and Bedworth Borough achieving the greatest percentage reduction. Across Nuneaton and Bedworth there were 351 fewer victims suffering injury from assault compared to last year, a reduction of 27.2%.

In September 2008 the Police Authority agreed that the force should focus on detecting serious violence, and the new target was introduced from 1 October 2008. In this 6-month period over half of all serious violence was detected, compared to 39.9% for the first 6 months of the year. This highlights that the force is in a strong position to achieve a target that is protecting the communities of Warwickshire from harm when there is a particular focus.

The trend graph below highlights that there was a step change in November, mainly contributed by Nuneaton and Bedworth Borough and Warwick District. A more robust approach to policing the nighttime economy in Nuneaton and Leamington town centres was introduced with Police and licensees working together to target drunken behaviour earlier to stop it escalating later in the night. This approach proved successful prior to the Christmas and New Year period, and was continued after.



The focus in 2009/10 will be on the most serious violent assaults, for both reduction and detections.

### Serious Sexual Offences

Force YTD	Detections		Crime Reduction					
	Current Performance		2007-08	Current Performance		% that were		
	%	No.	No.	%	No.	Alcohol Related	Domestic Related	Location Street
<b>Serious Sexual Offences</b>								
Rape of Male	100.0%	4	11	-63.6%	4	0.0%	0.0%	25.0%
Rape of Female	25.3%	25	96	3.1%	99	27.3%	24.2%	8.1%
Sexual Activity involving a Child under 13	44.4%	4	16	-43.8%	9	33.3%	0.0%	0.0%
Sexual Assault on a Male	33.3%	7	20	5.0%	21	0.0%	4.8%	0.0%
Sexual Assault on a Female	25.9%	44	140	21.4%	170	19.4%	12.4%	18.8%
Causing sexual activity without consent		0	1	-100.0%	0			
Sexual Activity etc with a person with a mental disorder	50.0%	1	1	100.0%	2	50.0%	0.0%	0.0%
Abuse of children through prostitution and pornography	33.3%	1	4	-25.0%	3	0.0%	0.0%	0.0%
Trafficking for sexual exploitation		0	0		0			
<b>Total</b>	<b>27.9%</b>	<b>86</b>	<b>289</b>	<b>6.6%</b>	<b>308</b>	<b>20.8%</b>	<b>14.9%</b>	<b>13.3%</b>

Although the force did not achieve the target to detect 35% of the serious sexual offences reported within Warwickshire the force has been successful in building the trust and confidence in victims to report the offences against them. According to the British Crime Survey nationally only 15% of rape offences are reported to the police, therefore there is potentially a significant number of serious sexual offences unreported across Warwickshire. 19 more incidents were reported in 2008/09 compared to the previous year, with an increase in detections from 78 to 86.

During 2008/09 the Sexual Offences Investigations Team was established and this has increased the number of detections for rape offences to 29 from 22 the previous year.

## Road related death and serious injury

Analysing provisional data it would appear that there has been a reduction of 17.8% in the number of people killed or seriously injured on Warwickshire's roads.

Force Road Related Fatalities, Serious and Slight Injury	Fatality		Serious Injury		Slight Injury	
	Adult	Child (<16)	Adult	Child (<16)	Adult	Child (<16)
Q1 2007/08	15	0	94	11	474	78
Q2 2007/08	10	0	81	7	515	75
Q3 2007/08	13	0	76	13	548	72
Q4 2007/08	11	1	78	6	477	48
<b>Total</b>	<b>49</b>	<b>1</b>	<b>329</b>	<b>37</b>	<b>2014</b>	<b>273</b>

Force Road Related Fatalities, Serious and Slight Injury	Fatality		Serious Injury		Slight Injury	
	Adult	Child (<16)	Adult	Child (<16)	Adult	Child (<16)
Q1 2008/09	10	1	82	5	437	37
Q2 2008/09	11	1	67	8	405	52
Q3 2008/09	9	0	73	6	436	37
Q4 2008/09	5	0	56	8	337	35
<b>Total</b>	<b>35</b>	<b>2</b>	<b>278</b>	<b>27</b>	<b>1615</b>	<b>161</b>

The table above indicates the number of fatalities, serious injury and slight injury that has occurred this year compared to last year. This year there was 1 more child killed on the road, but 10 fewer children seriously injured.

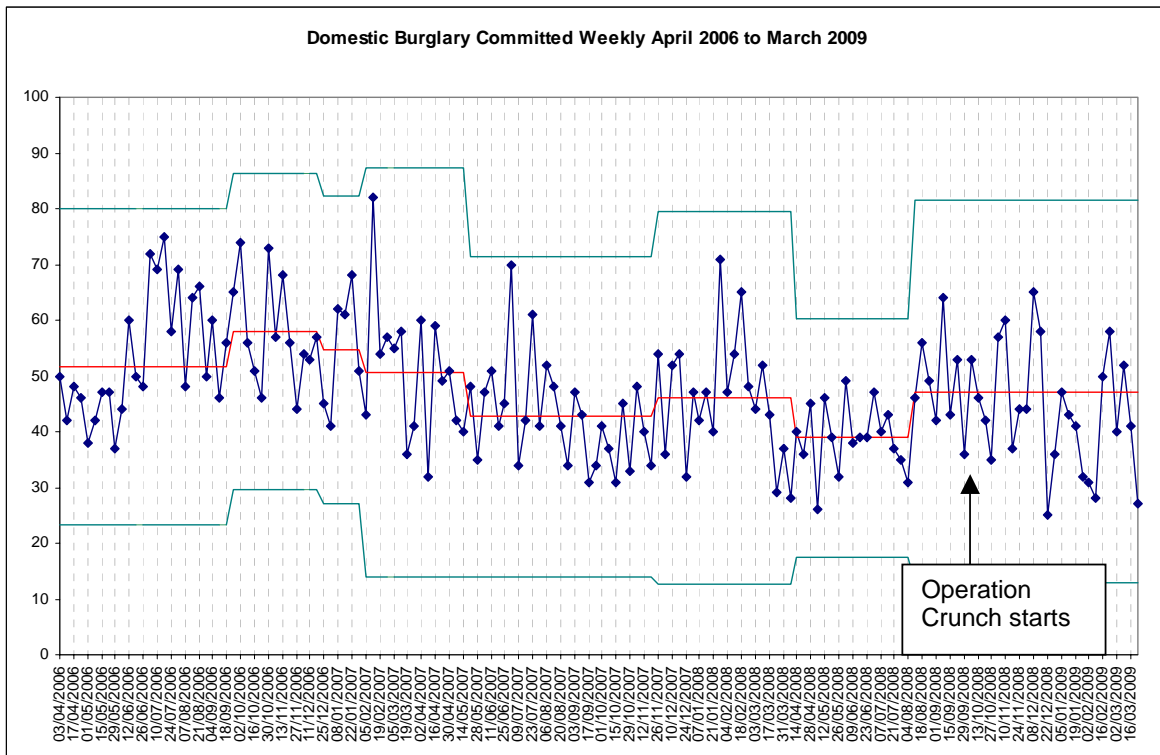
## LOSS

### Serious Acquisitive Crime

Force YTD	Detections		Crime Reduction		
	Current Performance		2007-08	Current Performance	
Serious Acquisitive Crime	%	No.	No.	%	No.
Burglary in a Dwelling	18.6%	408	2339	-6.4%	2189
Aggravated Burglary in a Dwelling	29.7%	11	34	8.8%	37
Robbery Personal Property	18.0%	44	276	-11.6%	244
Robbery Business Property	21.7%	20	99	-7.1%	92
Theft or Unauthorised Taking of a Vehicle	13.6%	163	1444	-17.2%	1195
Aggravated Vehicle Taking	48.4%	44	123	-26.0%	91
Theft from a Vehicle	8.9%	365	3682	11.8%	4118
<b>Total</b>	<b>13.2%</b>	<b>1055</b>	<b>7997</b>	<b>-0.4%</b>	<b>7966</b>

Although the target to reduce serious acquisitive crime was not reached the force still achieved a reduction compared to 2007/08. It was a challenging year, particularly with the increases in theft from vehicles of 11.8%, concentrated mainly within Leamington but also with peaks in Nuneaton.

## Domestic Burglary



There were 147 fewer homes broken into during 2008/09 compared to the previous year, a reduction of 6.2%. There has been a 25% reduction in domestic burglary since 2003/04, with 743 fewer homes being broken into compared to 5 years ago.

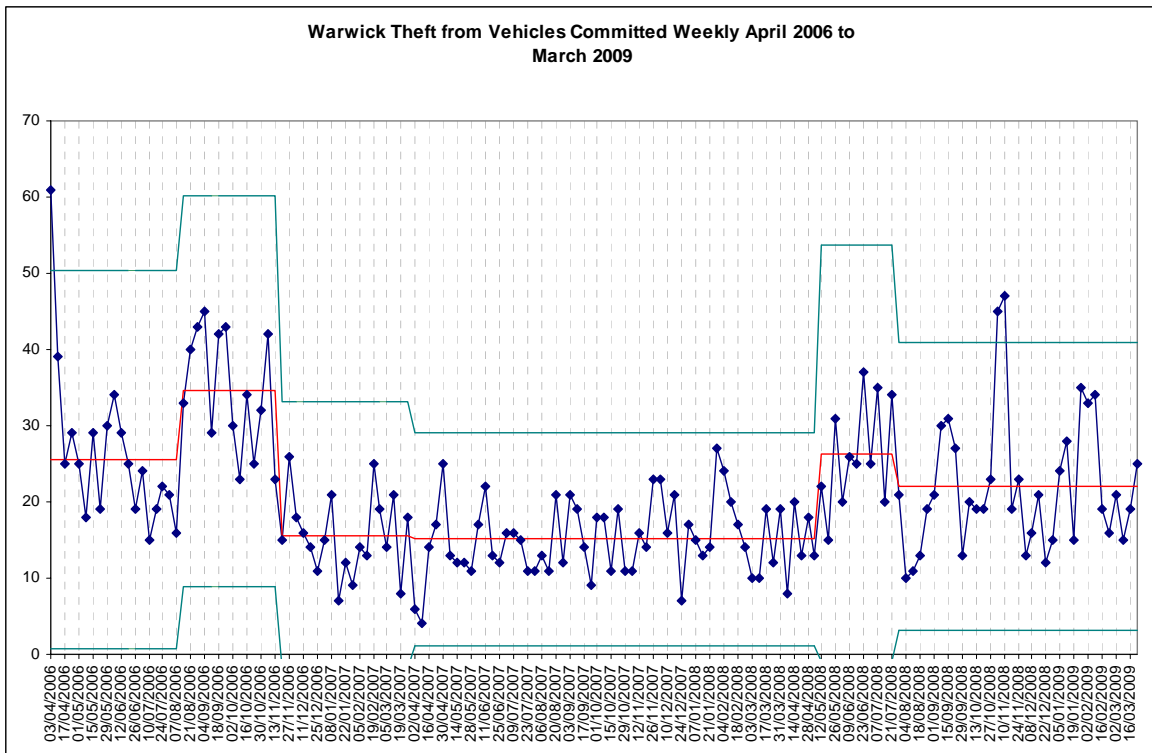
The graph above shows the weekly trend for domestic burglary. Nuneaton and Bedworth Borough and Warwick District both showed a slight increase in domestic burglary, although since the New Year there has been improved performance across Warwick District.

Operation Crunch focused on offenders for burglary and vehicle crime from September and there has been a slight downward trend since around December.

## Vehicle Crime

There have been 281 fewer vehicles stolen across the county with the greatest reduction in Nuneaton and Bedworth, with 28.8% fewer vehicles stolen from the borough. Theft from vehicles increased by 11.8%, with the greatest increase in Warwick District mainly concentrated in Leamington, with Leamington North SNT increasing from 171 offences recorded in 2007/08 to 330 in 2008/09.

The graph below highlights the weekly trend for theft from vehicles in Warwick District, showing slight improvements but peaks in reported offences, linked to known offenders.



There were a number of known offenders active within the Leamington area through the year that were targeted by the Offender Management Unit, some of which have received custodial sentences. Kenilworth has also seen a rise of 88.6% in thefts from vehicles, with a number of incidents being linked.

The 2009/10 measure to reduce thefts from vehicles by 5% will continue the focus on this type of offending. It is worth noting that around 25% of reported thefts from vehicles are due to items being taken from the exterior of the vehicle rather than the vehicle being damaged by being broken into. During this year there has been a high number of catalytic converters stolen from vehicles, particularly a number stolen in one incident. There was also an increase in fuel being siphoned from vehicles raising concern that increases in fuel prices impacts on theft from vehicles.

Although there has been an increase in thefts from vehicles of 11.8% during 2008/09 there was a reduction of over 29% in 2007/08. It should be noted that over a period of 5 years there has been 15.4% fewer vehicles broken into, and 2008/09 saw over 1000 fewer victims of this type of crime compared to 2006/07.

	Theft from vehicle	Change since 2003-04	Annual Change
2003-04	4866		
2004-05	4500	-7.5%	-7.5%
2005-06	4327	-11.1%	-3.8%
2006-07	5193	6.7%	20.0%
2007-08	3682	-24.3%	-29.1%
2008-09	4118	-15.4%	11.8%

The longer-term view provides a picture that the force is focusing on an area of harm and achieving positive results.

## Distress

There has been a significant reduction in criminal damage during the year with reductions in all areas of damage, including 11.5% fewer damage to vehicles, the volume offence.

Force YTD	Detections		Crime Reduction		
	Current Performance		2007-08	Current Performance	
Criminal Damage	%	No.	No.	%	No.
Arson	10.0%	28	296	-5.1%	281
Criminal Damage Dwelling	15.0%	258	1851	-7.0%	1721
Criminal Damage Building Other	17.0%	184	1325	-18.5%	1080
Criminal Damage Vehicle	10.8%	388	4070	-11.5%	3602
Criminal Damage Other	16.2%	213	1651	-20.4%	1314
Threat to Commit Criminal Damage	41.2%	7	40	-57.5%	17
<b>Total</b>	<b>13.4%</b>	<b>1078</b>	<b>9233</b>	<b>-13.2%</b>	<b>8015</b>

Criminal damage as a signal crime recorded 1218 fewer offences this year compared to 2007/08. Although the 15% detection rate was not achieved the force came within 4 detections of showing amber.

The table below highlights the SNTs that have achieved high reductions and detections.

	Criminal Damage Reduction	Criminal Damage Sanction Detection Rate
	-5%	15%
North Warwickshire East	-19.9%	17.6%
North Warwickshire West	-20.7%	20.6%
Rugby Town Centre	-29.6%	35.2%
Wellesbourne	-21.8%	47.7%
Leamington Spa Town Centre	-14.3%	39.1%

North Warwickshire performed well, with a reduction of 16.2%, 146 fewer victims of damage, and achieved a detection rate of 15.7%. Only North Warwickshire North SNT recorded an increase in damage offences across the borough.

## Community Confidence

### Force

YTD	End 2007-08 Outturn		YTD	
	%	No. satisfied	%	No. satisfied
<b>User Satisfaction</b>				
Ease of Contact	89.9%	1130	92.0%	1115
Police Actions	79.3%	1718	83.6%	1731
Follow Up	62.9%	1362	72.8%	1462
Treatment	92.3%	2020	93.9%	1948
<b>Whole Experience</b>	<b>81.6%</b>	<b>1795</b>	<b>85.7%</b>	<b>1787</b>

Levels of satisfaction have improved in all areas that the force is measured against. The force has improved in the two areas that were previously raised as a concern, follow up and whole experience. Actions were put in place to improve performance and ensure that victims were receiving the level of service that they expected.

This measure will continue into 2009/10 and become part of the way the force will improve trust and confidence in the communities of Warwickshire.

## All Crime

The force target to identify and charge 15 of the highest harm causers from organised crime groups was successful with 21 being charged by the end of the year. This method of using an intelligence led measure has been successful for the past two years and will continue for 2009/10.

At the beginning of the year the force target was to increase the number of arrests from domestic abuse incidents. The Police Authority recognised the limitations of this indicator, as it did not lead to an understanding of the risk to domestic abuse victims and drive to reduce harm. A revised measure was proposed to reduce the repeat victimisation rate of those domestic abuse incidents assessed as high risk. The MARAC process has now been established; identifying all high-risk incidents assessed through an established model, and is discussed within a multi-agency forum. With the MARAC process and the priority to reduce the number of people killed or seriously injured there was no requirement for a specific domestic abuse measure for the force.

There has not been a domestic related murder in Warwickshire since November 2007, and with the introduction of the MARAC process the Domestic Abuse Unit is working with partners to identify high-risk victims and offenders and provide support.

Although not a priority for the year, all crime has reduced by 5.9%, with 2364 fewer victims of crime in 2008/09 compared to 2007/08. It is worth noting that this is in addition to the reduction of almost 12% in 2007/08 compared to the previous year.

At the beginning of 2008/09 the force had a target to detect 25% of all crime. During the year the Police Authority agreed that this target should be reviewed, and the force focus should be on detecting the offences that cause most harm to the communities of Warwickshire. By the end of the year the force achieved the original 25% detection rate.

## Summary

The success in protecting communities from harm in 2008/09 is clear in that 7 of the agreed targets have been exceeded, with serious acquisitive crime showing a reduction compared to 2007/08. Although the force did not achieve the detection target for serious sexual offences, more victims had a positive result from the assault they suffered compared to the previous year.

The challenges that the force faced through the year were addressed positively, with preventative messages being transmitted to communities through Operation Crunch, a high profile campaign targeting burglary and vehicle crime.

Clarification of the counting rules for most serious violence in 2008/09 resulted in the Police Authority agreeing a change to the violence target for the force as offences that could previously been recorded as actual bodily harm were now being recorded as grievous bodily harm, with the intent of the assault becoming a factor in its seriousness. When including all areas of assault that results in injury, the reduction of 18.5% reinforces the commitment the force and Authority have to reduce death and injury through violence.

As the force moves forward the focus will continue to be on delivering protection from high harms for the communities of Warwickshire as well as improving trust and confidence. The Policing Pledge aims to reduce the number of measures on forces but with a focus on delivering a service that communities can be confident in.