



Installing the PGF Monitoring Service Update (Version 3.1)



In Support of
Learning



ICT Development
Service

Installing the PGF Monitoring Service Update (Version 3.1)

Installing the PGF Monitoring Service Update (Version 3.1)

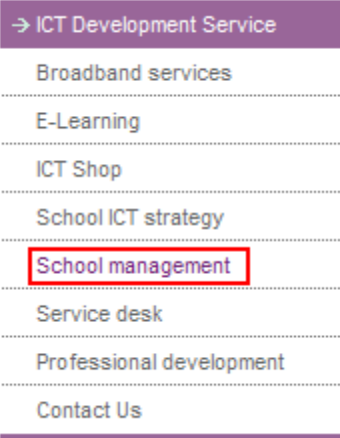

Background and Introduction

This guide details the process for upgrading the PGF Monitoring Service from Version 1,2 or 3 to Version 3.1. Version 3.1 gathers PGF size, date, server name, IP address and the date the information was reported as well as version information of the UPMS software. This extra information will enable us to improve our diagnosis of UPMS issues and speed up the resolution of the problems.

The steps required to install this service will take no longer than 5 minutes.

If you have any queries regarding the PGF Monitoring Service please contact the ICTDS Service Desk (01926 414 100)

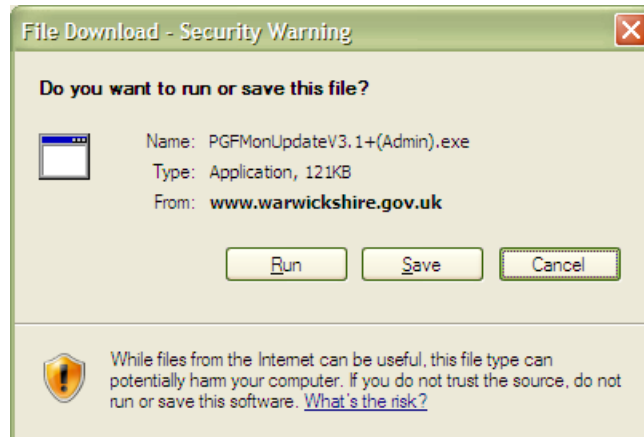
Downloading the PGF Monitor Installer

1	<p>Open Internet Explorer and navigate to www.Warwickshire.gov.uk/ICTDS:</p> <p>Once the ICTDS website has loaded click School management from the menu on the left:</p>  <p>Once the School Management page has opened select Upgrades:</p> 	
---	--------------------------------------------------------------------------------------------------------------------------------------------------------------------------------------------------------------------------------------------------------------------------------------------------------------------------------------------------------------------------------------------------------------------------------------------------------------------------------------	--

2 Scroll down the support page to the section entitled **UPMS Support**.

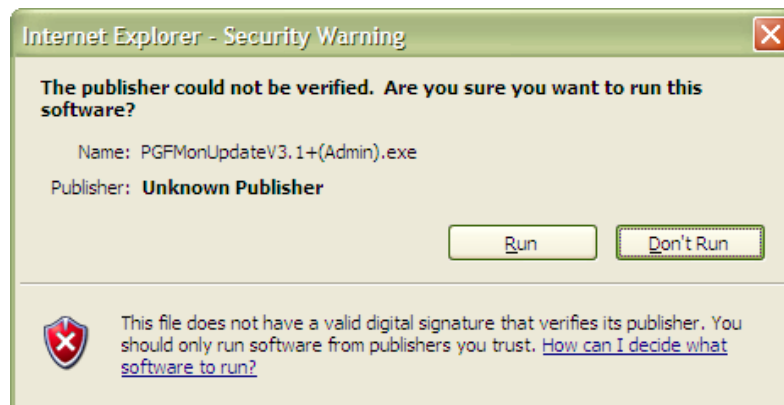
Left click the [PGF Monitor Update to V3.1 for Admin Servers](#) link (Towards the bottom of the page).

You may get the following security warning:



Click **Run** to continue.

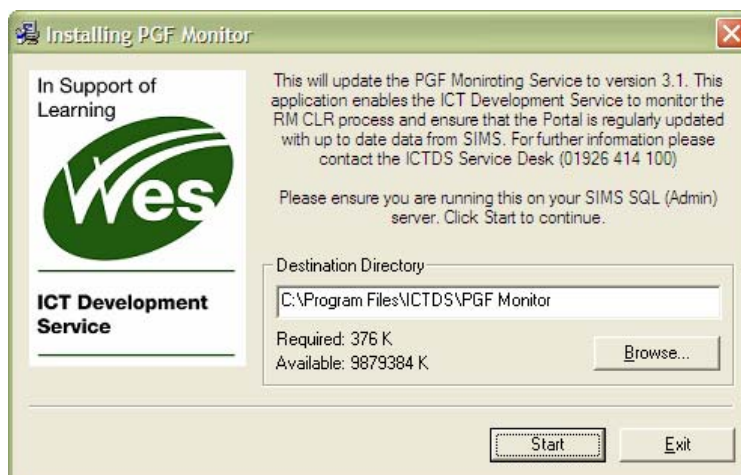
You may get a further security warning:



Click **Run** to continue


Installing the PGF Monitoring Service Update (Version 3.1)

- 3 Once the installer has downloaded the following screen will show:



Click **Start** to begin the installation.

- 4 Once the application has installed the following window will show:



Click **OK** to complete the upgrade.

You have now successfully updated the ICTDS PGF Monitoring Service. Thank you for taking the time to complete this installation. The upgrade to the monitoring service will help us continue our ongoing aim to improve the support services we provide to Warwickshire schools.

Warwickshire

Education Services

Catering and School Meals Service

Cleaning and Caretaking Support Service

Copyright Service

Educational Development Service

Finance Service

Governor Development Service

Heritage Education Service

ICT Development Service

Learning and Behavior Support Service

Legal Service

Personnel and Payroll Service

Press and Media Service

Print and Graphics Service

Property Management Service

Safety and Premises Service

Schools Insurance Service

Schools Library Service

Schools Technical Service

Sickness Insurance Service



In Support of
Learning



**ICT Development
Service**

Publication Date:
June 2009 v1