




Local Area Agreement Quarter 2 Report 2008 - 2009

Climate Change & Environment										
Indicators				Baseline (2007-2008 Year End Actual)	2008 - 2009					SMART Remedial Action (To be carried out by Next Reporting Stage) and/or Comments
Ref	Description	Aim	Collection Frequency		Current Performance				Qtr 2 YE Forecast against End of Year target (B) v (C)	
					Qtr 2 Actual (Apr to Sept) (A)	Qtr 2 Year End Forecast (B)	End of Year Target (C)			
NI186	Per capita CO2 emissions in the LA area	Bigger is Better	Quarterly	8.20	?	?	4.00			
NI188	Adapting to Climate Change	Bigger is Better	Quarterly	0	★	★	0	★	<p>WCC, NBBC, NWBC, RBC, WDC and SDC have signed the Nottingham Declaration.</p> <p>Warwickshire's Climate Change Strategy and Action Plan (including Adaptation is on the Climate Change Partnership web site http://www.warwickshire.gov.uk/climatechangepartnership</p> <p>Warwickshire's Climate Change Adaptation Report is available on the Climate Change Partnership web site. http://www.warwickshire.gov.uk/Web/corporate/pages.nsf/Links/245EAC2B55BC474A80257304005E192D/\$file/Warwickshire+Climate+Change+Adaptation+report.pdf. This gives evidence of some existing adaptation measures in Wawrickshire.</p> <p>The Climate Change & Environment Lead Officers Group forms the initial LAA Adaptation Group.</p> <p>A Lead Officer for NI 188 has been identified.</p> <p>Evidence and relevant documentation is being gathered for producing Warwickshire's Local Climate Impact Profile (LCLIP).</p> <p>A list of potentially affected services and potential threats and opportunities associated with extreme weather events is being collated.</p> <p>A risk assessment based methodology for developing adaptation action plans will be developed and trialled with lead officers in the Delivery Group.</p>	

★	Year End forecast to exceed target
●	Year end forecast to meet target
▲	Year end forecast to miss target (see remedial section)




Local Area Agreement Quarter 2 Report 2008 - 2009

Climate Change & Environment									
Indicators				Baseline (2007-2008 Year End Actual)	2008 - 2009				
					Current Performance				
Ref	Description	Aim	Collection Frequency		Qtr 2 Actual (Apr to Sept) (A)	Qtr 2 Year End Forecast (B)	End of Year Target (C)	Qtr 2 YE Forecast against End of Year target (B) v (C)	SMART Remedial Action (To be carried out by Next Reporting Stage) and/or Comments
									<p>A first public consultation event was held on August 15th 2008 to begin to communicate the evidence gathered for the LCLIP. News of the work so far made it on to BBC Midlands News (featuring an interview with WCC's Portfolio Holder for the Environment), got a mention in the national Daily Telegraph and featured in many local publications, including a three page special (including front page news) of the local Telegraph.</p> <p>A first public consultation event was held on August 15th 2008 to begin to communicate the evidence gathered for the LCLIP. News of the work so far made it on to BBC Midlands News (featuring an interview with WCC's Portfolio Holder for the Environment), got a mention in the national Daily Telegraph and featured in many local publications, including a three page special (including front page news) of the local Telegraph.</p> <p>The LCLIP also made it onto the front page of WCC's Chief Exec's newsletter to all staff (The Friday / Monday Alternative).</p> <p>The GOWM requested that the Lead Officer give a presentation on developing a risk assessment based methodology at the first regional workshop on delivering NI 188 on 30th September 2008.</p>
NI191	Residual Household Waste per Household	Smaller is Better	Quarterly	840.00	?	?	746.00		
NI195	Improved street and environmental cleanliness	Smaller is Better	Quarterly	8.50	?	?	7.25		
L1195a	Improved street and environmental cleanliness - Litter	Smaller is Better	Quarterly	13.00	?	?	10.00		
L1195b	Improved street and environmental cleanliness - Detritus	Smaller is Better	Quarterly	17.00	?	?	15.00		

	Year End forecast to exceed target
	Year end forecast to meet target
	Year end forecast to miss target (see remedial section)

Local Area Agreement Quarter 2 Report 2008 - 2009

Climate Change & Environment										
Indicators				Baseline (2007-2008 Year End Actual)	2008 - 2009					SMART Remedial Action (To be carried out by Next Reporting Stage) and/or Comments
					Current Performance					
Ref	Description	Aim	Collection Frequency		Qtr 2 Actual (Apr to Sept) (A)	Qtr 2 Year End Forecast (B)	End of Year Target (C)	Qtr 2 YE Forecast against End of Year target (B) v (C)		
LI195c	Improved street and environmental cleanliness - Graffiti	Smaller is Better	Quarterly	3.00	?	?	1.00			
LI195d	Improved street and environmental cleanliness - Fly Posting	Smaller is Better	Quarterly	1.00	?	?	3.00			
NI197	Improved Local Biodiversity - Active Management of Local Sites	Bigger is Better	Quarterly	17.00	?	?	23.00			

	Year End forecast to exceed target
	Year end forecast to meet target
	Year end forecast to miss target (see remedial section)