

Client Group: Substance Misuse Problems

Needs Analysis
(Refreshed December 2008)

'Supporting you to build an independent life'



*Working for
Warwickshire*

Introduction

This client group includes people with alcohol or drug problems who are homeless or who have difficulties in sustaining their accommodation or managing to live independently as a result of their alcohol or drug problem¹.

Alcohol Misuse

In 2004/05 there were around 35,600 NHS hospital admissions in England with a primary diagnosis of mental and behavioural disorders due to alcohol consumption, and a total of 126,300 diagnoses where this was the primary or secondary diagnosis. Just over two thirds of those admitted with alcohol consumption as a primary diagnosis were men³.

In 2000, a quarter of adults in Great Britain were assessed as being hazardous drinkers. This prevalence of hazardous drinking was higher among men (38%) than women (15%) and decreased with age, although this decline varied between the sexes. For women, prevalence was highest in the 16-19 year group (32%), and for men, highest in the 20-24 year group (62%)⁴.

Drug Misuse

Around four million people in England and Wales use at least one illicit drug each year, and around one million people use at least one of the most dangerous drugs such as heroin and crack⁵. For most people this may be a passing phase and they will not continue to take drugs or require special treatment. However, a minority of drug misusers, approximately 250,000 to 300,000, will develop drug problems, inducing criminal offences, economic and social deprivation, damaging their lives and often the lives of their families and friends. Well managed, effective treatment is the best way to tackle these drug problems⁶.

Results from the National Drug Treatment Monitoring System estimate that in 2006/07 there were around 195,000 problem drug misusers in treatment at drug treatment agencies in England, compared to around 128,200 in 2001/02, an increase of 50%⁷.

¹Office of the Deputy Prime Minister (ODPM) Client Group Definitions

²Cabinet Office, London (2004) Alcohol Harm Reduction Strategy for England. In, The Information Centre (2006) Statistics on Alcohol: England, 2006.

³The Information Centre (2006) Hospital Episode Statistics (HES). In, The Information Centre (2006) Statistics on Alcohol: England, 2006.

⁴Office for National Statistics (2000) Tobacco, Alcohol and Drug Use. In, The Information Centre (2006) Statistics on Alcohol: England, 2006.

⁵Home Office: London (2002) Updated Drug Strategy.

⁶National Treatment Agency for Substance Misuse (NTA) (2005). www.nta.nhs.uk

⁷Office for National Statistics (2003) Provisional Statistics from the National Drug Monitoring System in England, 2001/02 and 2002/03.

SUPPLY

Current Supporting People Position

Current Supporting People Spend (2008/09)

- Substance (drugs) Misuse	£209,729 2.06% of total SP pot
- Alcohol Misuse	£109,917 1.08% of total SP pot

Summary of services funded by Supporting People:

Accommodation Based:	0 units
Floating Support:	58 units – Drug problems 23 units – Alcohol problems

Total number of people currently supported: **81**

Table 1; Supporting People Provision, Breakdown by District/Borough:

District/Borough	Floating Support - Drug			Floating Support - Alcohol		
	% of total max. client group spend	No. of units	% of units	% of total max. client group spend	No. of units	% of units
North Warwickshire BC	20%	11.6	20%	20%	4.6	20%
Nuneaton & Bedworth BC	20%	11.6	20%	20%	4.6	20%
Rugby BC	20%	11.6	20%	20%	4.6	20%
Stratford-on-Avon DC	20%	11.6	20%	20%	4.6	20%
Warwick DC	20%	11.6	20%	20%	4.6	20%

Average utilisation of services in 2007/8:

Floating support (drug problems):	95.77%
Floating support (alcohol problems):	96.96%

Information from Sectorial Overview

- There are two floating support services funded by SP amounting to a contract value of £209,729. Both services are for adult households, accept referrals from any tenure, and are short-term services (up to two years).
- The alcohol service has a secondary client group of drug misuse. The drug misuse service does not have a secondary client group. There is a single homeless accommodation-based service that has a secondary client group of alcohol misuse.
- There are no accommodation-based services for people with a primary need of substance misuse problems in the County.
- There is a gap in provision for people who have drug misuse problems in addition to another primary need. This is due to services for other client groups not accepting service users with drug misuse problems. People with drug misuse problems and mental health issues are particularly difficult to place in services.

Waiting List

Table 2: Waiting list for the Substance Misuse client group on 6th July 2008

Service Type	North Warwickshire	Nuneaton & Bedworth	Rugby	Stratford on Avon	Warwick	Total
Drug Problems: Floating Support	-	-	-	-	-	15
Alcohol Problems: Floating Support	-	-	-	-	-	9
Total	-	-	-	-	-	24

Source: Supporting People

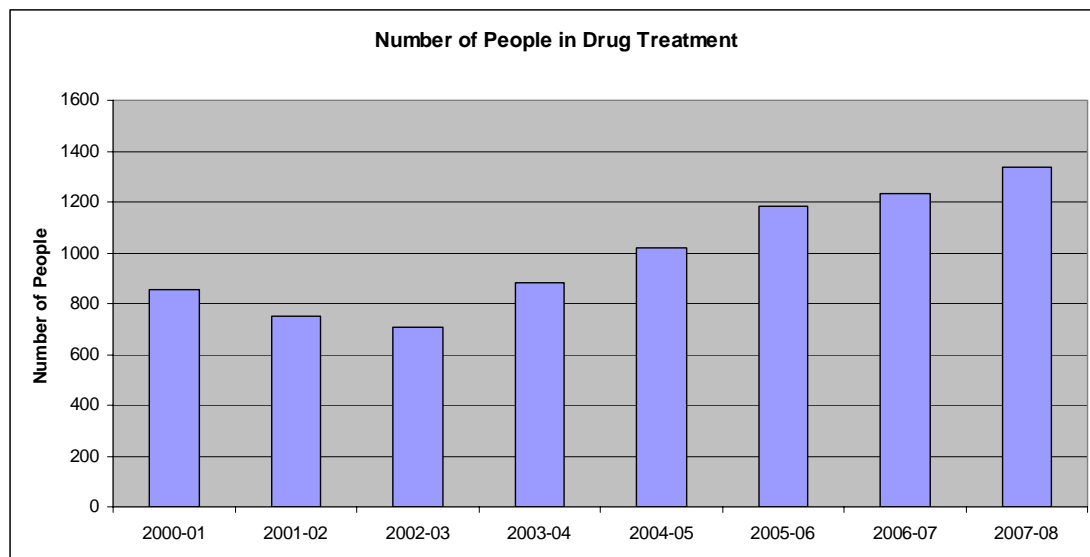
CURRENT POSITION WITHIN WARWICKSHIRE

Drug Misuse

The 2007/8 Warwickshire needs assessment into substance misusers estimated that there are approximately **1,700** problematic (opiate users) in Warwickshire. This means there are approximately **550** who are in the community who could be in treatment but are not.

- 1,200 adults went through treatment in 2006/7
- The majority were male heroin users aged 20 – 35
- Crack was used as a secondary drug but rarely as a primary drug
- Cannabis was commonly used by Tier 3 Community Drug Team clients
- Cannabis, alcohol and cocaine were the main presenting drugs of Tier 2 clients

Figure 1; Number of people receiving drug treatment in Warwickshire 2000/01 to 2007-08



Source: National Drug Treatment Monitoring System (NDTMS)

In 2007/08, some 1,338 people in Warwickshire received drug treatment, an increase of 105 from the previous year (refer to Figure 1). The type of drug treatment varies, and can be in the form of structured counselling, GP prescriptions and specialist prescriptions.

In Warwickshire, 96% of clients receiving drug treatment that stated their ethnicity was white. This is almost in line with the Census ethnic profile of Warwickshire which shows 94% of residents aged 15-44 as White.

Table 3; Clients in treatment per head of population by Drug (& Alcohol) Action Team, 2004/05

Drug (& Alcohol) Action Team Area (of client residence)	Population Aged 15-44 (000s) (1)	% of West Midlands Population 15-44	Clients in Treatment during 2004/5 (2)	% of West Midlands Clients	Clients in Treatment per 1,000 Population Aged 15-44	% of population in most deprived 20% nationally 2004 (4)
Warwickshire	210.4	9.7%	1,012	6.4%	4.8	5.1%
Stoke on Trent	99.0	4.6%	1,137	7.2%	11.5	50.6%
Wolverhampton	100.4	4.6%	1,148	7.2%	11.4	47.5%
Herefordshire	62.2	2.9%	675	4.3%	10.9	1.7%
Birmingham	445.3	20.6%	4,456	28.1%	10.0	55.2%
Walsall	99.1	4.6%	733	4.6%	7.4	40.8%
Coventry	136.5	6.3%	996	6.3%	7.3	33.5%
Dudley	118.9	5.5%	809	5.1%	6.8	19.8%
Sandwell	119.3	5.5%	807	5.1%	6.8	53.5%
Solihull	75.5	3.5%	503	3.2%	6.7	15.8%
Telford & Wrekin	67.7	3.1%	454	2.9%	6.7	18.5%
Shropshire	105.5	4.9%	617	3.9%	5.8	1.6%
Worcestershire	211.0	9.7%	1,198	7.6%	5.7	6.9%
Staffordshire	315.2	14.5%	1,705	10.7%	5.4	8.4%
West Midlands Region	2,166.40	100%	15,864 (3)	-	7.3	26.3%

Source: University of Birmingham (2006) West Midlands Key Health Data 2005/06

(1) National Statistics Mid Year Estimates 2004

(2) These totals may differ by a small amount (generally less than half a percent) from those published by the NTA (at www.nta.nhs.uk/programme/national/perf_info_oct05/Nos_in_treatment_200405.pdf) This is as a result of the data in this table not including those records for which a DAT of residence was not recorded.

(3) This figure is not the totals of the rows above owing to some clients being treated in more than one D(A)AT area during the year.

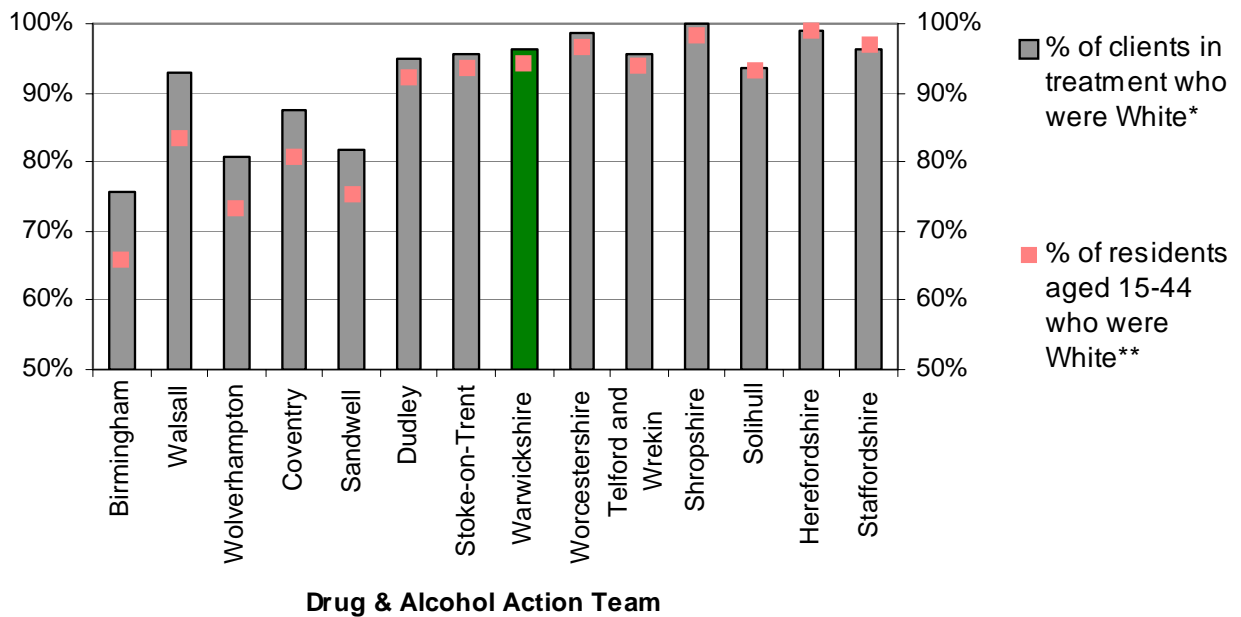
(4) Indices of Deprivation 2004. Further information available from www.odpm.gov.uk/index.asp?id=112844

Table 3 illustrates how urban areas tend to have higher rates of clients in treatment than rural areas. An exception to this pattern is the rural county of Herefordshire, which had a rate of treatment comparable to that found in the cities of Wolverhampton and Birmingham. Warwickshire had the lowest rate of clients in treatment among the DAAT team areas.

However, caution needs to be exercised in the interpretation of these rates as an indication of the prevalence of misuse within these areas. For example, it is probable that the higher rate in Herefordshire is a result of clients who are misusing accessing treatment more readily, rather than a higher rate of misuse. Therefore, in order for this point to be clarified, further investigation would be needed into whether Herefordshire's treatment system is unusually accessible⁹.

⁹ University of Birmingham (2006) West Midlands Key Health Data 2005/06

Figure 2; Ethnicity of clients receiving treatment 2004/05



Source: University of Birmingham (2006) West Midlands Key Health Data 2005/06
 *As a percentage of those who stated their ethnicity
 ** Percentage of white population aged 15-44 in 2001 Census

In Warwickshire, 96% of clients receiving drug treatment that stated their ethnicity were white. This is almost in line with the Census ethnic profile of Warwickshire which shows 94% of residents aged 15-44 as White.

Coventry & Warwickshire Partnership Trust

Coventry & Warwickshire Partnership Trust (CWPT) is the main drug treatment service provider in Warwickshire for adults and young people. Their services include comprehensive assessment, care planning and coordination, structured counselling, specialist prescribing and supervised consumption, and community and in-patient detoxification. Residential rehabilitation is purchased for individuals requiring the service and is generally provided from outside the county.

CWPT have three Community Drug Teams (CDTs) providing services to adults. One Team is based in Leamington Spa (with a satellite office in Stratford-on-Avon) and deals with South Warwickshire residents. Another team is based in Rugby and deals with Rugby residents, and a third team is based in Nuneaton and deals with Nuneaton & Bedworth and North Warwickshire residents.

CWPT also provide the Young Persons Substance Misuse Service for those aged under 19, treating both drug and alcohol users. This is based at Rugby with a team of mobile drug workers.

In-patient treatment is provided for drug and alcohol users at Woodleigh Beeches, a specialist unit based near Warwick Hospital.

Cranstoun

Cranstoun Drug Services provide the open-access, Tier 2 service in Warwickshire, aimed at those who require a lower level of treatment than that provided by the CDTs. Their services include assessment, harm reduction information and advice, brief interventions and onward referral to appropriate services. In 2007/8 they provided advice and information to nearly 900 people and had 180 people commence a brief intervention.

Alcohol Misuse

Table 4; Estimated number of adults aged 18-65 currently misusing alcohol

Alcohol Misuse	District				
	North Warwickshire	Nuneaton & Bedworth	Rugby	Stratford on Avon	Warwick
Total adult population	40,520	77,500	57,520	73,780	91,720
Severely & moderately dependent	200	390	290	360	460
Harmful	1,660	3,180	2,360	3,020	3,760
Hazardous	6,600	12,630	9,380	12,030	14,950

Source: DAAT (2006)

The Districts of Warwick, Nuneaton & Bedworth, and Stratford on Avon are estimated to comprise greater numbers of adults aged 18 to 65 misusing alcohol than in North Warwickshire and Rugby. These estimates are based on estimated proportions of the population for each level of misuse comparable across the districts.

Therefore, those Districts with larger adult populations are estimated to have the larger number of adults misusing alcohol, although it is recognised that this fails to take into account the socio-economic indicators known to be associated with alcohol misuse.

Alcohol Treatment

Warwickshire's Community Alcohol Service (CAS) is provided by the Swanswell Trust. They provide treatment and brief interventions for adult alcohol misusers. During 2007/08 the Community Alcohol Service received more than 1,600 referrals in Warwickshire and screened 1,200 clients.

Clients were located across the whole County, although the highest numbers were in Nuneaton & Bedworth Borough and Warwick District. Taking account of different population sizes, the highest rates of alcohol misuse were seen by the CAS in the Nuneaton & Bedworth and Rugby Boroughs.

Table5: Number in treatment with the Community Alcohol Service, 2007/8

Area	Q1	Q2	Q3	Q4	Total
Advice & Information					
Number of referrals – Warwick	134	112	108	117	471
Number of referrals – Stratford	58	41	63	59	221
Number of referrals – Rugby	77	90	66	56	289
Number of referrals – Nun & Bed	121	124	132	123	500
Number of referrals – North Warwickshire	31	42	39	37	149
<i>Total number of referrals</i>	<i>421</i>	<i>409</i>	<i>408</i>	<i>392</i>	<i>1630</i>
Number of screenings – Warwick	42	49	50	72	213
Number of screenings – Stratford	24	10	13	34	81
Number of screenings – Rugby	50	40	26	30	146
Number of screenings – Nun & Bed	80	91	83	85	339
Number of screenings – North Warwickshire	14	28	22	34	98
<i>Total number of screenings / triage</i>	<i>210</i>	<i>218</i>	<i>194</i>	<i>255</i>	<i>877</i>
Number of assessments – Warwick	42	53	51	53	199
Number of assessments – Stratford	19	22	37	18	96
Number of assessments – Rugby	48	43	32	30	153
Number of assessments – Nun & Bed	56	61	64	52	233
Number of assessments – North Warwickshire	11	23	22	24	80
<i>Total assessments attended (commences treatment & has care plan)</i>	<i>176</i>	<i>202</i>	<i>206</i>	<i>177</i>	<i>761</i>

Source: Swanswell Trust

During 2007/2008, some 64% of clients were male. Although clients from most age groups have been in contact with the service, there is a concentration around the 41 – 59 age band.

Hospital Admissions

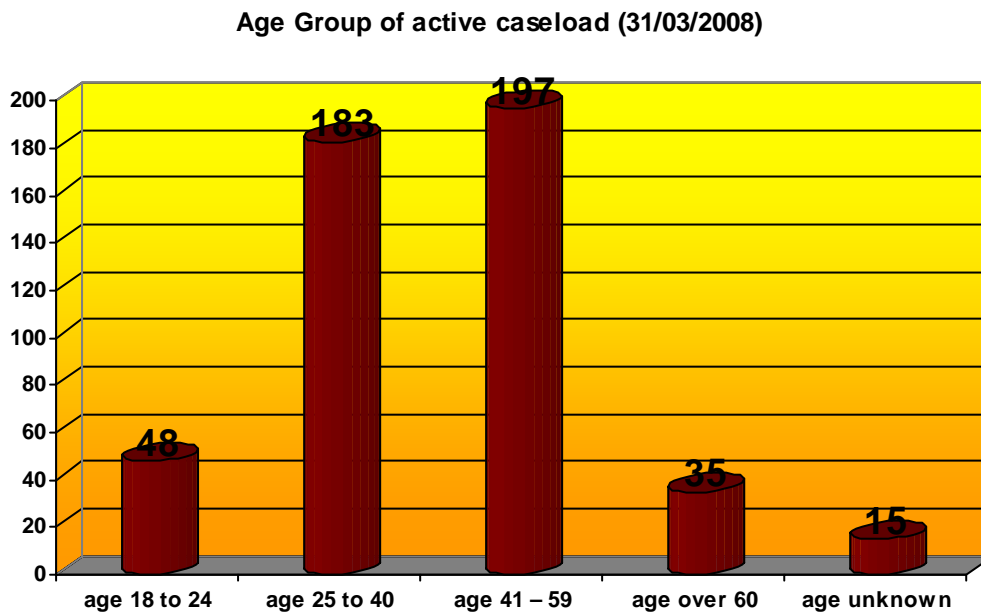
In 2006/7 Warwick hospital in the south of the county had 281 admissions where alcohol was the primary or secondary diagnosis. George Elliot hospital in the north of the county had 339. As people do not always go to their nearest hospital, it is not possible to say with certainty that these figures are evidence of a greater alcohol problem in the north of the county than in the south. In addition, residents from other areas will be counted in these figures e.g. due to proximity, Coventry residents may use the George Elliot.

Table 6; Clients with Alcohol Related Problems, 2002/03 – 2007/08

District	2002/03	2003/04	2004/05	2005/06	2006/7	2007/8
North Warwickshire	90	118	119	119	133	147
Nuneaton & Bedworth	278	312	372	368	522	502
Rugby	228	249	248	249	324	287
Stratford-on-Avon	153	134	215	157	240	259
Warwick	272	267	348	276	456	452
Not known/recorded	72	160	142	183		
Warwickshire	1,093	1,240	1,444	1,352	1,675	1,647

Source: Swanswell Trust. Figures relate to users only.

Figure 3; Clients with Alcohol Related Problems by Age, 2005/2006



Source: Swanswell Trust, Office for National Statistics (ONS).

Figure 3 illustrates the distribution of clients across different age groups.

Supporting People Client Database Information

The client record data analyses people who enter a Supporting People funded service during a set period. The figures below show who started using a service between April 2007 and March 2008. Details of anyone already in a scheme prior to April 2007 will not be included in this breakdown.

Drug Misuse

Table 7; New Service users to the Supporting People Programme 2007/08, whose primary need group had been assessed as 'Drug Misuser' (12 clients in total)

Client Age										Service Type			Client Gender		
Under 18	18-19	20-24	25-29	30-39	40-49	50-59	60-69	70-79	unknown	Direct Access	Folating Support	Supported Housing	Female	Male	Unknown
-	1	2	3	6	1	-	-	-	5	1	10	7	1	12	5

Client Ethnicity			Provider						
White British	Black of Black British	Unknown	Bromford Carinthia H.A.	Charnwood House	Fry Housing Trust	Home Group	Heart of England H.A.	Salvation Army	Warwick District Council
12	1	5	2	1	1	5	7	1	1

As indicated in Table 7, 18 people with their primary client group recorded as 'drug misuse' received housing support funded by Supporting People in 2007/08.

Table 8; Primary client group for those persons with drug misuser assessed as their secondary need, 2007-2008

Alcohol Problems	3
Learning Disabilities	1
Mental Health problems	4
Offenders	9
Single Homeless with Support Needs	22

Source: Supporting People Client Database

Alcohol Misuse

Table 9; New service users to the Supporting People programme in 2007/08 whose primary need was assessed as 'alcohol misuse' (19 clients in total)

Client age										Service Type		Client Sex			Ethnicity			
<18	18-19	20-24	25-29	30-39	40-49	50-59	60-69	70-79	unknown	Floating Support	Supported housing	Female	Male	Unknown	White British	Asian & Asian British	Mixed	Unknown
-	-	2	1	11	25	9	5	1	3	52	5	18	37	2	53	1	1	2

Source: Supporting People Client Database

Provider						
Bromford Carinthia HA	Charnwood House	Fry Housing Trust	Home Group	Mayday Trust	Orbit HA	Swanswell Trust
2	1	1	2	1	1	49

Fifty seven clients were assigned 'alcohol problems' as their primary need group, of whom five clients were placed in supported housing and fifty two clients received floating support. 65% of clients were male and 93% were White.

Table 10; Primary client group for those persons with alcohol misuser assessed as their secondary need, 2006-2007

Drug Problems	2
Generic / Complex Needs	1
Learning Disabilities	1
Mental Health problems	5
Offenders	7
Rough Sleeper	2
Single Homeless with Support Needs	30
Women at Risk of Domestic Abuse	1
Young People at Risk	1

Source: Supporting People Client Database

Assumptions of Need

There are no accommodation-based services for people with a primary need of substance misuse problems in the County. There is also gap in provision for people who have substance misuse problems as a secondary need, as services for other client groups will not accept service users with substance misuse problems. People with mental health issues and substance misuse problems are particularly difficult to place in services.

There are two accommodation-based services in Rugby that provide services for people with alcohol problems as a secondary client group.

There is a need to ensure that services are actively promoted to service users from BME backgrounds.

One service is a jointly commissioned service with DAAT who are provided additional funding of £30,000 per annum for those who fall out of the Supporting People service.

The service for people with alcohol problems is a new service and began taking service users in January 2007. Referral information from this service will provide essential information towards assessing what the gaps in service provision are for this client group.

QUALITATIVE INFORMATION

Strategic Context

- The five-year SP-strategy states that the level of provision is low by national standards but in line with the West Midlands.
- The Drug Strategy updated by the Government in 2002 states that future actions will be to increase the accommodation available to drug misusers through the SP programme and to help ex-misusers rebuild their lives.
- The Governments Alcohol Harm Reduction Strategy will also seek to identify alcohol problems and referrals to alcohol services as part of existing measures on domestic violence and will develop support model pathways that target existing client groups such as rough sleepers and young people.

Gaps in Provision

Feedback from providers is that there is a gap in service provision for substance misusers. There are no accommodation-based services for people with a primary need of substance misuse problems. There are 2 services providing accommodation-based services for people with alcohol problems as a secondary client group, these services operate within Rugby.

There is a gap in the provision of supported accommodation for people who may have another primary need but also have substance misuse problems as many services for other client groups will not accept service users with current substance misuse problems. People who have substance misuse and mental health issues can be especially difficult to place in services.

A housing related floating support service for drug misusers is being funded by DAAT for those who currently fall out of the Supporting People service. This is a joint commissioning arrangement between DAAT and Supporting People. However, much further work, involving DAAT and the current provider, is required into assessing the housing support needs for this client group across the County.

Implications of Service Unavailability

- Housing and support can play a key role in helping people tackle their substance misuse. Inappropriate accommodation or poor housing conditions can have a detrimental effect on the effectiveness of treatment.

Feedback from Supporting People Big Event and the Partnership Day

- At the Supporting People Big Event, of the total money allocated to the client groups by attendees at the event using the 'Post Box' exercise, 3.4% was received by 'Drug Misusers' and 3.9% by 'people with Alcohol Problems'.
- At the Partnership Day, using the same 'Post Box' exercise, 'Drug Misusers' and 'People with Alcohol Problems', received 3% and 9% respectively, of the total money allocated to the client groups.