

**Client Group: Offenders (and  
people at risk of offending)  
Needs Analysis  
(Refreshed December 2008)**

*'Supporting you to build an independent life'*



*Working for  
Warwickshire*

## Introduction

Offenders, or people at risk of offending who are homeless or who have difficulties in sustaining their accommodation or managing to live independently as a result of their offending behaviour.

Part of this client group includes those aged 10-17 years who live in Warwickshire and who have been notified to the Youth Offending Team (YOT).

Warwickshire's Youth Justice Plan covers the period April 2006 to March 2007, setting out medium term plans to tackle youth crime and anti-social behaviour by young people. It is designed to meet performance indicators published by the Youth Justice Board for England and Wales, several of which are shared with partner agencies or are complementary to other County strategies.

## SUPPLY

### Current Supporting People Position

Current Supporting People Spend (2008/09)                      **£345,046**  
**3.39% of total SP pot**

Summary of services funded by Supporting People:

Accommodation Based:                                              **43 units**  
Floating Support:                                                        **40 units**

Total number of people supported                                **83 units**

### Breakdown by District/Borough:

Table 1: Supporting People Provision

|                        | Floating Support                   |              |            | Accommodation based                |              |            |
|------------------------|------------------------------------|--------------|------------|------------------------------------|--------------|------------|
|                        | % of total max. client group spend | No. of units | % of units | % of total max. client group spend | No. of units | % of units |
| North Warwickshire BC  | 7.11%                              | 7            | 8.75%      | 0.00%                              | 0            | 0.00%      |
| Nuneaton & Bedworth BC | 8.29%                              | 8            | 10.00%     | 0.00%                              | 0            | 0.00%      |
| Rugby BC               | 3.55%                              | 4            | 5.00%      | 0.00%                              | 0            | 0.00%      |
| Stratford DC           | 2.37%                              | 3            | 3.75%      | 34.42%                             | 16           | 20.00%     |
| Warwick DC             | 14.11%                             | 15           | 18.75%     | 30.14%                             | 27           | 33.75%     |

N.B. There are currently no Supporting People services specifically for offenders with mental health problems and/or learning disabilities.

Average utilisation of services in 2007/08:

Floating support:                      101.15%  
Accommodation based:                95.38%

## Information from Sectorial Overview

- Supporting People has six services in place for offenders and those at risk of offending, delivered by two providers with a contract value of £345,046. Four of the services currently provided are for single people only. However two new floating support services, one for Young Offenders and another catering for people aged 18 or over in North Warwickshire, Nuneaton and Rugby both cater for single people, couples and families with children.
- All six services are classified as short-term (less than two years).
- Five of the six services exclude service users between the ages of 16 and 17 years of age. However the new Warwickshire Youth Offending Service Countywide Floating Support Service now caters for this age group.

There is now a floating support service for offenders catering for all five Local Authority areas. There are also accommodation-based services in Warwick and Stratford-on-Avon. Warwick District also has a floating support service to support MAPPA referrals but this only operates in Warwick.

- There are difficulties experienced when trying to place high risk offenders into supported accommodation, in particular those moved on from Probation Approved Premises of which there are 2 in Warwickshire. (Leamington and Nuneaton)
- There is a lack of support accommodation and floating support for short sentence prisoners who do not have a Probation Officer and hence do not come through their referral route.
- There are no services for offenders with mental health problems and only limited spaces for young offenders. Furthermore, whilst services do not exclude women there are usually not enough referrals to allocate a property solely for women and it is inappropriate to place a female offender in a shared house with male offenders. Therefore, female offenders often cannot access supported housing accommodation.

## Waiting List

**Table 2: Waiting list for offenders or at risk of offending client group on 6<sup>th</sup> July 2008**

| Service Type        | North Warwickshire | Nuneaton & Bedworth | Rugby | Stratford on Avon | Warwick | Total     |
|---------------------|--------------------|---------------------|-------|-------------------|---------|-----------|
| Floating Support    | -                  | -                   | -     | -                 | 1       | 1         |
| Accommodation Based | -                  | -                   | -     | 1                 | 15      | 16        |
| <b>Total</b>        | -                  | -                   | -     | 1                 | 16      | <b>17</b> |

*Source: Supporting People*

## CURRENT POSITION WITHIN WARWICKSHIRE

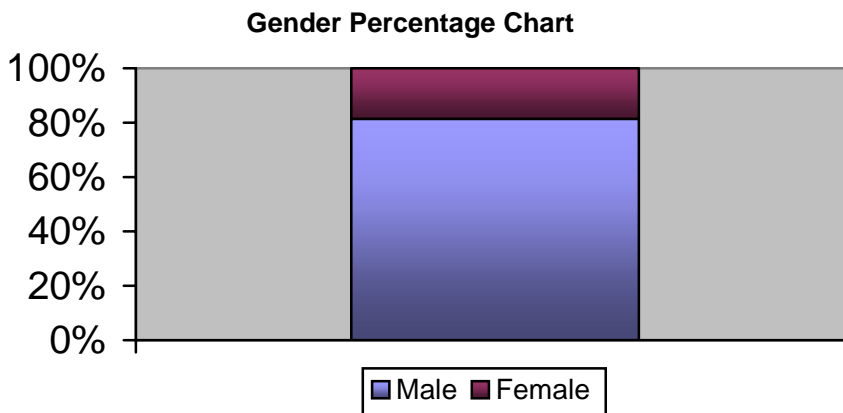
### Overall Offender Profile in Warwickshire

Analysis has been conducted to provide an overview on offenders in Warwickshire. Data has been gathered from the Crime Information System (CIS) for the period September 2007 to April 2008.

### **Gender**

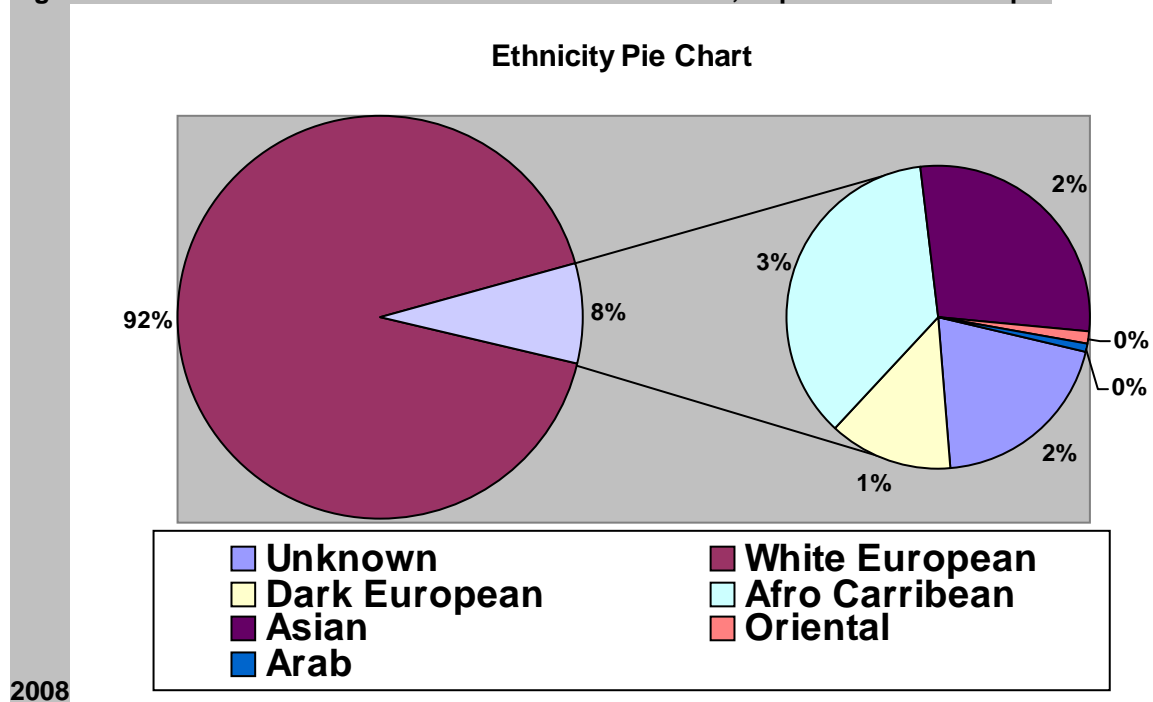
The chart above shows the ratio of male to female offenders. There were 8125 male offenders in the 12-month period, which represents 81% of the total, compared to 19% of females, which equates to 1849 offenders.

**Figure 1: Gender Profile of offenders in Warwickshire, September 2007 to April 2008**



### **Ethnicity**

**Figure 2: Ethnic breakdown of offenders in Warwickshire, September 2007 to April 2008**



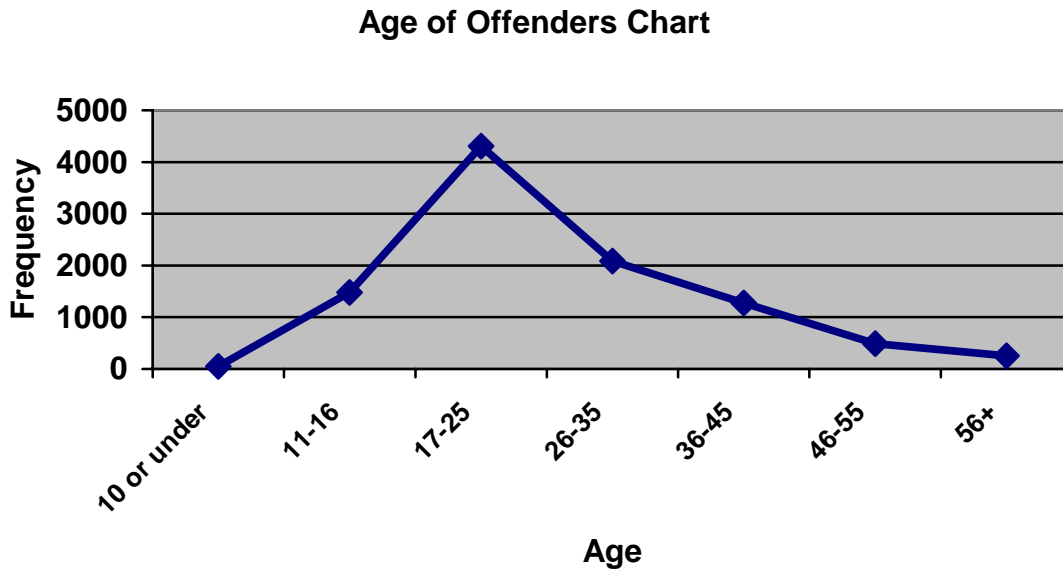
2008

*Source: Warwickshire Police*

The ethnicity of offenders is displayed in the Figure 2 above. 92% of offenders are White European, which represents a ratio of almost 11:1 over other races. The remaining 8% of offenders has been broken down into the secondary pie chart.

## Age

**Figure 3 Age of offenders in Warwickshire, September 2007 to April 2008**



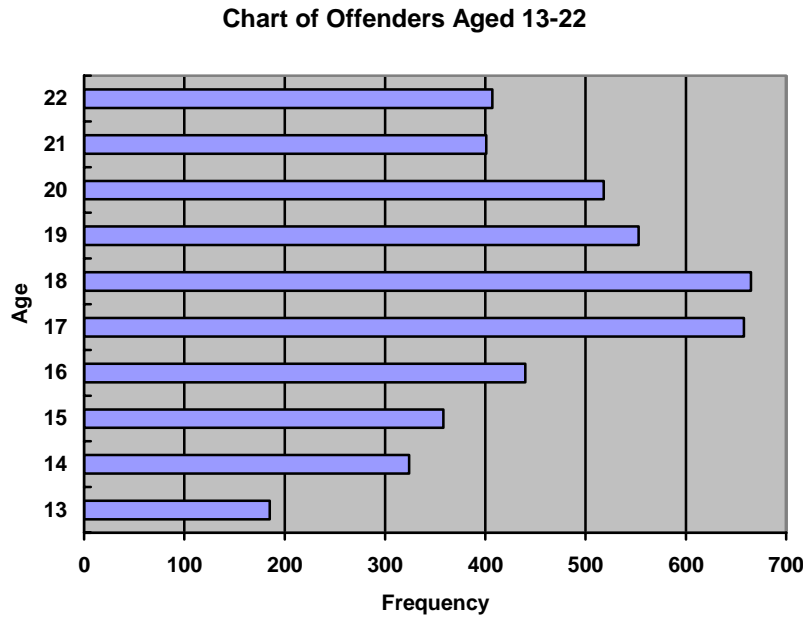
---

*Source: Warwickshire Police*

The age of offenders can be seen in Figure 3 above. There is a peak between the ages of 17-25 year olds. This age bracket accounts for 43% of all crime in the county. The level of crime within this age bracket is evenly spread out although it does peak with 18 year olds. Of the offenders that fall within the 17-25 age bracket, 7% of offenders are aged 18.

Looking at age in greater detail actually shows a peak in offenders between the ages of 14-19, and is shown in Figure 4 below. A total of 2998 offences were committed by offenders in this age group, and accounts for 30% of all crimes

**Figure 4: Number of Crimes committed in Warwickshire by Offenders aged 13-22, September 2007 to April 2008**



*Source: Warwickshire Police*

**Youth Offending Team (YOT) information can be found within the Young People at Risk Needs Analysis**

**Homelessness**

Analysis was carried out on the residence of offenders which showed that on 269 occasions, the offender had no fixed address. This represents 2% of all offences. However, this data is not completely accurate, as it does not take into account offenders who have committed crime on more than one occasion. A further 0.3% did not give any address details.

**Warwickshire Probation Area - Central Accommodation Referral Service**

The following information shows referrals data collected by Warwickshire Probation Area's Central Accommodation Referral Service (CARS). This service co-ordinates referrals to local supported accommodation projects for offenders. In addition to this CARS provides advice, information and guidance on offender housing and homelessness. It highlights offenders who, following an assessment, have had a specific identification of accommodation need relating to their offending.

**CARS Referrals 2007-08**

The total number of referrals made to CARS from April 2007 to March 2008 was 351. The figures in the following tables supplied by CARS do not include those non-Probation referrals made to the Warwickshire Housing Drug Support Scheme (WHDSS).

Table 3 shows a summary of the initial sources of the 351 referrals received by CARS during 2007-08 with respect to the 5 district / borough councils in Warwickshire. The source may be the same as the Probation area to which the offender belongs, or it may be identified by the prison at which the offender resides at the time of referral. 'Other West Midlands' refers to

those referred from other Probation areas within the West Midlands region (West Mercia, West Midlands and Staffordshire). 'Out of West Midlands' relates to those referred from Probation areas outside the West Midlands region.

This shows that the highest number of referrals to CARS during 2007/2008 were received in Warwick District and Nuneaton & Bedworth Borough. A contributory factor to this, is the fact that the two main probation area offices are located in Leamington and Nuneaton and therefore, there is likely to be a concentration of offenders in these locations. Also, there are 2 bail hostels or approved premises located in these towns, which are likely to have some influence on the total levels of referrals.

**Table 3: Number of Referrals Received during 2007/2008**

| Area                        | TOTAL      | % of Total Referrals |
|-----------------------------|------------|----------------------|
| North Warks Borough         | 6          | 2%                   |
| Nuneaton & Bedworth Borough | 79         | 23%                  |
| Rugby Borough               | 26         | 7%                   |
| Stratford-on-Avon District  | 11         | 3%                   |
| Warwick District            | 76         | 22%                  |
| Other West Midlands*        | 90         | 26%                  |
| Out of West Midlands        | 63         | 18%                  |
| <b>TOTAL</b>                | <b>351</b> | <b>100%</b>          |

Source: CARS

\*Please note that 'Other West Midlands' includes other Probation Areas contained within the West Midlands Probation Region, except Warwickshire (Staffordshire, West Mercia and West Midlands).

Table 4 below indicates that the majority of CARS clients were aged between 18 and 34 (70%), and follows a trend from previous years (*for example 71% were below the age of 35 during 2006-07*).

**Table 4: Age of Referrals (at time of referral) (2007/2008)**

| Age          |            | % of Total Referrals |
|--------------|------------|----------------------|
| 18-24        | 130        | 37%                  |
| 25-29        | 62         | 18%                  |
| 30-34        | 52         | 15%                  |
| 35-39        | 43         | 12%                  |
| 40-44        | 29         | 8%                   |
| 45-49        | 12         | 3%                   |
| 50-54        | 13         | 4%                   |
| 55-59        | 6          | 2%                   |
| 60-64        | 3          | 1%                   |
| 65+          | 1          | 0%                   |
| <b>Total</b> | <b>351</b> | <b>100%</b>          |

Source: CARS

**Table 5: Gender of Referrals (2007/2008)**

|              | No. of referrals | % of Referrals |
|--------------|------------------|----------------|
| Male         | 318              | 91%            |
| Female       | 33               | 9%             |
| <b>Total</b> | <b>351</b>       | <b>100%</b>    |

Source: CARS

**Table 6: Ethnicity of Referral (2007/2008)**

| <b>Ethnicity</b>              | <b>Referrals</b> | <b>% Referrals</b> |
|-------------------------------|------------------|--------------------|
| Asian: Bangladeshi            | 0                | 0%                 |
| Asian: Indian                 | 2                | 0.56%              |
| Asian: Pakistani              | 1                | 0.25%              |
| <b>Total Asian</b>            | <b>3</b>         | <b>0.85%</b>       |
| Black: African                | 2                | 0.56%              |
| Black: Caribbean              | 3                | 0.85%              |
| Black: Other                  | 0                | 0%                 |
| <b>Total Black</b>            | <b>5</b>         | <b>1.4%</b>        |
| <b>Chinese</b>                | <b>0</b>         | <b>0%</b>          |
| White: British                | 324              | 92.3%              |
| White: Irish                  | 1                | 0.25%              |
| White: Other                  | 5                | 1.4%               |
| <b>Total White</b>            | <b>330</b>       | <b>94%</b>         |
| Mixed: White& Asian           | 7                | 2%                 |
| Mixed: White& Black African   | 2                | 0.56%              |
| Mixed: White& Black Caribbean | 0                | 0%                 |
| Mixed: Other                  | 2                | 0.56%              |
| <b>Total Mixed</b>            | <b>11</b>        | <b>3.1%</b>        |
| Other                         | <b>0</b>         | <b>0%</b>          |
| Not specified                 | <b>2</b>         | <b>0.56%</b>       |
| <b>TOTAL</b>                  | <b>351</b>       |                    |

### **Support Needs- CARS Referrals Warwickshire 2007-08**

There are numerous reasons why our client's become homeless or have an accommodation need. Table 7 shows that CARS recorded a total of 563 Reasons for Referrals (*from 351 Referrals*) during 2007-08. The majority of client's recorded the reason as being NFA (23%), with a further 23% deemed at risk of being homeless on release from custody. There were also a significant number of referrals deemed to require support (11%) or experiencing a relationship breakdown (10%).

Other factors relating to reasons for referrals are the risks particular offenders may pose to the public and a need by offender managers to manage that risk. This is made difficult by the lack of supported accommodation available for offenders particularly those moving on from a period of time spent in Probation Approved Premises.

Warwickshire Probation Area is responsible for two Approved Premises. Augustus House in Leamington has 19 bed spaces, and McIntyre House in Nuneaton has 18 bed spaces. The role of Approved Premises is to provide accommodation and enhanced levels of supervision for offenders. The majority of these offenders are assessed as either high risk of re-offending and/or high risk of causing harm. Although some of these offenders are subject to community supervision requirements, the majority are on licence following a release from prison. Following a successful period of residence of between three to six months (average), offenders then look to find permanent accommodation within the community. Placing high risk offenders can often be problematic.

**Table 7: CARS Referrals Support Needs 2007-08**

| <b>Support Need</b>         | <b>No. of people identifying support need</b> | <b>% of all referrals</b> | <b>% of all support needs</b> |
|-----------------------------|-----------------------------------------------|---------------------------|-------------------------------|
| Alcohol                     | 169                                           | 48%                       | 19%                           |
| Substance                   | 197                                           | 56%                       | 22%                           |
| Violence                    | 118                                           | 33%                       | 13%                           |
| Sex Offending               | 31                                            | 9%                        | 4%                            |
| Arson                       | 8                                             | 3%                        | 1%                            |
| Mental Health               | 84                                            | 24%                       | 10%                           |
| Self harm                   | 96                                            | 27%                       | 11%                           |
| Rent arrears                | 43                                            | 12%                       | 5%                            |
| Other                       | 138                                           | 40%                       | 16%                           |
| <b>Total</b>                | <b>884</b>                                    |                           | <b>100%</b>                   |
| No support needs identified | 11                                            | 3%                        |                               |

Source: CARS

The above information has been further analysed in order to provide more detailed information regarding the support needs of those clients made from specific Warwickshire County Council Areas. The following tables shows:

- % Local Need: The percentage of Local Clients with that Support Need.
- % Local Referral: The percentage of the Local Referrals which identified that Support Need.
- % Total Referral: The percentage of the Total CARS Referrals (351) with that Support Need in that Area.

The following information shows that a client's complex support needs are an important factor with regards to the homelessness of offenders in the Warwickshire area. Many of these people can be sent details on local council housing, rent deposit schemes, and contact details of landlords in their appropriate area. A larger number of CARS referrals however, may require supported accommodation which provides a level of support for their individual circumstances. This can be difficult to find with limited supported accommodation in the area, and general difficulties with placing offenders. There is little or no support for those that present as high risk of re-offending if proper places are allocated. Finding appropriate accommodation that work with people's specific needs is an important factor in reducing re-offending. This highlights the importance of partnerships between the Probation Service and supported accommodation in the area.

**Table 8: CARS Referrals Support Needs 2007-08 – North Warwickshire**

| Support Need        | Number identifying support need | % of area referrals | % all referrals | % total needs | % of this support need which is from this area |
|---------------------|---------------------------------|---------------------|-----------------|---------------|------------------------------------------------|
| Alcohol             | 1                               | 17%                 | 0%              | 0%            | 2%                                             |
| Substance           | 3                               | 50%                 | 0%              | 1%            | 4%                                             |
| Violence            | 0                               | 0%                  | 0%              | 0%            | 1%                                             |
| Sex Offending       | 0                               | 0%                  | 0%              | 0%            | 0%                                             |
| Arson               | 0                               | 0%                  | 0%              | 0%            | 0%                                             |
| Mental Health       | 2                               | 33%                 | 0%              | 0%            | 0%                                             |
| Self Harm           | 1                               | 17%                 | 0%              | 0%            | 0%                                             |
| Rent Arrears        | 0                               | 0%                  | 0%              | 0%            | 2%                                             |
| Other               | 4                               | 66%                 | 1%              | 1%            | 6%                                             |
| No identified needs | 1                               | 17%                 | 0%              | n/a           | 0%                                             |

Source: CARS

**Table 9: CARS Referrals Support Needs 2007-08 – Nuneaton & Bedworth**

| Support Need        | Number identifying support need | % of area referrals | % all referrals | % total needs | % of this support need which is from this area |
|---------------------|---------------------------------|---------------------|-----------------|---------------|------------------------------------------------|
| Alcohol             | 39                              | 49%                 | 11%             | 4%            | 23%                                            |
| Substance           | 46                              | 58%                 | 13%             | 5%            | 23%                                            |
| Violence            | 27                              | 34%                 | 7%              | 3%            | 23%                                            |
| Sex Offending       | 1                               | 1%                  | 0%              | 0%            | 3%                                             |
| Arson               | 2                               | 3%                  | 1%              | 0%            | 25%                                            |
| Mental Health       | 33                              | 4%                  | 9%              | 4%            | 39%                                            |
| Self Harm           | 29                              | 37%                 | 8%              | 3%            | 30%                                            |
| Rent Arrears        | 15                              | 19%                 | 4%              | 2%            | 35%                                            |
| Other               | 36                              | 45%                 | 10%             | 4%            | 26%                                            |
| No identified needs | 1                               | 1%                  | 0%              | n/a           | 1%                                             |

Source: CARS

**Table 10: CARS Referrals Support Needs 2007-08 – Rugby Borough**

| Support Need        | Number identifying support need | % of area referrals | % all referrals | % total needs | % of this support need which is from this area |
|---------------------|---------------------------------|---------------------|-----------------|---------------|------------------------------------------------|
| Alcohol             | 3                               | 11%                 | 1%              | 0%            | 2%                                             |
| Substance           | 13                              | 50%                 | 4%              | 1%            | 7%                                             |
| Violence            | 7                               | 27%                 | 2%              | 1%            | 6%                                             |
| Sex Offending       | 1                               | 3%                  | 0%              | 0%            | 3%                                             |
| Arson               | 0                               | 0%                  | 0%              | 0%            | 0%                                             |
| Mental Health       | 6                               | 23%                 | 2%              | 1%            | 7%                                             |
| Self Harm           | 2                               | 8%                  | 1%              | 0%            | 2%                                             |
| Rent Arrears        | 7                               | 27%                 | 2%              | 1%            | 16%                                            |
| Other               | 10                              | 38%                 | 3%              | 1%            | 7%                                             |
| No identified needs | 1                               | 4%                  | 0%              | n/a           | 1%                                             |

**Table 11: CARS Referrals Support Needs 2007-08 – Stratford-on-Avon District**

| Support Need        | Number identifying support need | % of area referrals | % all referrals | % total needs | % of this support need which is from this area |
|---------------------|---------------------------------|---------------------|-----------------|---------------|------------------------------------------------|
| Alcohol             | 10                              | 90%                 | 3%              | 1%            | 6%                                             |
| Substance           | 8                               | 72%                 | 2%              | 1%            | 4%                                             |
| Violence            | 3                               | 27%                 | 1%              | 0%            | 3%                                             |
| Sex Offending       | 0                               | 0%                  | 0%              | 0%            | 0%                                             |
| Arson               | 1                               | 9%                  | 0%              | 0%            | 12%                                            |
| Mental Health       | 1                               | 9%                  | 0%              | 0%            | 1%                                             |
| Self Harm           | 5                               | 33%                 | 1%              | 1%            | 5%                                             |
| Rent Arrears        | 2                               | 18%                 | 1%              | 0%            | 5%                                             |
| Other               | 3                               | 27%                 | 1%              | 0%            | 2%                                             |
| No identified needs | 0                               | 0%                  | 0%              | n/a           | 0%                                             |

**Table 12: CARS Referrals Support Needs 2007-08 – Warwick District**

| Support Need        | Number identifying support need | % of area referrals | % all referrals | % total needs | % of this support need which is from this area |
|---------------------|---------------------------------|---------------------|-----------------|---------------|------------------------------------------------|
| Alcohol             | 42                              | 55%                 | 12%             | 5%            | 25%                                            |
| Substance           | 38                              | 50%                 | 11%             | 4%            | 19%                                            |
| Violence            | 21                              | 27%                 | 6%              | 2%            | 18%                                            |
| Sex Offending       | 9                               | 12%                 | 3%              | 1%            | 29%                                            |
| Arson               | 0                               | 0%                  | 0%              | 0%            | 0%                                             |
| Mental Health       | 15                              | 19%                 | 4%              | 2%            | 18%                                            |
| Self Harm           | 20                              | 26%                 | 6%              | 2%            | 20%                                            |
| Rent Arrears        | 6                               | 8%                  | 2%              | 1%            | 14%                                            |
| Other               | 29                              | 38%                 | 8%              | 3%            | 21%                                            |
| No identified needs | 4                               | 5%                  | 1%              | n/a           | 36%                                            |

Source: CARS

### Supporting People Client Database Information

The client record data analyses people who enter a Supporting People funded service during a set period. The figures below show who has started using a service between April 2007 and March 2008. Details of anyone already in a scheme prior to April 2007 will not be included in this breakdown.

**Table 13: New service users under the 'Supporting People' programme, 2007/08, whose primary need was assessed as being an offender or being at risk of offending (33 Clients)**

| Client Age |       |       |       |       |       |       |       |       |         | Service Type  |                  |                   | Client Sex |      |         |
|------------|-------|-------|-------|-------|-------|-------|-------|-------|---------|---------------|------------------|-------------------|------------|------|---------|
| Under 18   | 18-19 | 20-24 | 25-29 | 30-39 | 40-49 | 50-59 | 60-69 | 70-79 | Unknown | Direct Access | Floating Support | Supported Housing | Female     | Male | Unknown |
| -          | -     | 2     | 1     | 11    | 25    | 9     | 5     | 1     | 3       | 1             | 8                | 36                | 2          | 36   | 7       |

| Client Ethnicity |       |         | Provider |              |                 |                   |            |                |                          |
|------------------|-------|---------|----------|--------------|-----------------|-------------------|------------|----------------|--------------------------|
| White British    | Mixed | Unknown | Bromford | Carinthia HA | Charnwood House | Fry Housing trust | Home Group | Salvation Army | Warwick District Council |
| 37               | 2     | 6       | 1        | 2            | 33              | 7                 | 1          | 1              | 1                        |

Source: Supporting People Client Database

The majority of clients are male (80%), of the ethnicities recorded only two were non-white. The ethnicity of six people is unknown.

**Table 14; Primary client group for those persons with offender assessed as their secondary need, 2007-2008**

|                                    |    |
|------------------------------------|----|
| Alcohol problems                   | 2  |
| Drug Problems                      | 2  |
| Mental health problems             | 1  |
| Single Homeless                    | 25 |
| Women at Risk of Domestic Violence | 1  |
| Young People Leaving Care          | 1  |

Source: Supporting People Client Database

### **Assumptions of Need**

The Probation Service has an Offender Assessment System which provides data on the seven reducing re-offending pathways, of which accommodation is the first (Pathway 1). Against the Warwickshire Probation Area sample of 1,440 assessments, there were 32% identifying a need within the sentence plan, with some 27% needing or having some intervention.

Not all offenders go to prison. A high proportion are supervised in the community and are likely to have multiple needs which should be focussed upon as they are the factors that could lead to further offending.

Most of the ex-offenders are in Warwick and Nuneaton & Bedworth Districts. Supporting People currently fund places in Warwick and Stratford, but there appears to be no SP-funded provision in the north of the county. However, there are four satellite places in Nuneaton registered under Fry Housing which are shared properties in the town. The data does not reflect this as they are all shown as Fry Housing in Leamington.

### **Current and Predicted Future Supporting People Need**

| Estimated Number of people falling outside SP services |        |     | Predicted 2007/8 |     |
|--------------------------------------------------------|--------|-----|------------------|-----|
|                                                        | 2005/6 | %   |                  | %   |
| North Warwickshire                                     | 12     | 75% | 16               | 75% |
| Nuneaton & Bedworth                                    | 107    | 70% | 140              | 70% |
| Rugby                                                  | 67     | 72% | 87               | 72% |
| Stratford                                              | 64     | 74% | 84               | 74% |
| Warwick                                                | 118    | 65% | 154              | 65% |

The predicted rise is based on the 2004/5 number of referrals and the numbers. The predicted increase is calculated at 30%.

## QUALITATIVE INFORMATION

Other services available in Warwickshire:

| Service Name                   | Service Type                    | No. of places | Funder                            | District/Borough              |
|--------------------------------|---------------------------------|---------------|-----------------------------------|-------------------------------|
| Homeleigh                      | Shared & Visited                | 60+           | Owned,<br>independently<br>leased | Nuneaton & Bedworth –<br>NBBC |
| Orbit – Beauchamp<br>Road      | Day Cover &<br>shared & visited | 15            |                                   | Warwick – WDC                 |
| CAHA – Binswood<br>Lodge       | Day Cover                       | 23            |                                   | Leamington – WDC              |
| CAHA Link-up –<br>Midland Road | Day Cover                       | 8             |                                   | Nuneaton - NBBC               |

### Strategic Context

- The Local Supported Accommodation for Offenders – Strategy for Warwickshire Probation Area 2004 states, “Offender access to suitable accommodation and related support is an essential element of the safer management of offenders within the community and contributes significantly to the reduction of re-offending and rehabilitation of offenders.”
- The Social Exclusion Unit (SEU) lists housing as one of nine factors influencing re-offending and also states that having a stable accommodation reduces the risk of re-offending by a fifth. Furthermore, one third of prisoners lose their house while they are in prison.

### Implications of Service Unavailability:

- The reduction in re-offending rates cannot be achieved without the added investment.
- Being able to access suitable and sustainable accommodation is a key element in the rehabilitation and resettlement of offenders. Without this, the ability to complete education and training or gain employment, to access medical services and develop social ties is severely compromised.
- For young offenders, problems may be magnified by a number of factors relating to access to benefits, family rejection, the availability of surrogate support and ability to cope with the demands of living alone. Although progress has been made within the region in relation to the number of prisoners released with a known address, the difficulty of obtaining suitable, sustainable housing for offenders is still one that is frequently cited by offender managers. The difficulty is often the most pronounced for the higher risk offenders and for the most vulnerable.
- There is a lack of suitable accommodation for high risk offenders and those leaving Approved Premises.

### Specific Omissions in Provision:

- No accommodation based provision available in North Warwickshire, Nuneaton & Bedworth or Rugby

- No emergency accommodation provision
  - Implication – High number of rough sleepers
- No accommodation provision for females (Warwickshire)
  - Implication – Women forced to tolerate abuse, vulnerability issues.
- No accommodation provision in Rugby
  - Implication – Relocating out of area required
- No accommodation provision in North Warwickshire
  - Implication – Relocating out of area required
- No Move on accommodation available across the county
  - Implication – Unable to manage the risk of re-offending appropriately

Where there is no accommodation in any given area, those who are forced to relocate may not be given priority on their own council list.

It is recognised that increasing volumes of referrals has impacted on the service provided by CARS. It is therefore recommended that the staff resource for CARS is increased to two accommodation workers.

Warwickshire Probation Area will work within the Supporting People arrangements to maximise the opportunity of realising increased resources for offenders as identified within the Supporting People Five-Year Strategy.

| Local Authority             | Existing Provision                      | Evidence-Based Need                                                       |
|-----------------------------|-----------------------------------------|---------------------------------------------------------------------------|
| North Warwickshire Borough  | 0                                       | 11 bedspaces per year (share resources with Nuneaton & Bedworth Borough?) |
| Nuneaton & Bedworth Borough | 4                                       | 40 bedspaces per year                                                     |
| Rugby Borough               | 2                                       | 26 bedspaces per year                                                     |
| Stratford District          | 13<br>(male and female)                 | 16 bedspaces per year                                                     |
| Warwick District            | 23 (male only)<br>12 (Floating Support) | 55 bedspaces per year                                                     |

Services need to be developed to reflect the priorities of NOMS and the National Probation Service to provide appropriate support and accommodation for prolific and priority offenders, and those offenders moving on from approved premises identified as high/very high risk of harm.

Warwickshire Probation Area will also work to identify other opportunities for offender access to accommodation through Social Housing and Private Rented sectors of the market.

### **Feedback from Supporting People Big Event and the Partnership Day**

- At the Supporting People Event, of the total money allocated to the client groups using the 'post box' exercise, 3.3% was received by the 'Offenders (and people at risk offending)' client group.
- At the Partnership Day, using the same 'post box' exercise, 'Offenders (and people at risk of offending)' received 7.1% of the total money allocated to the client groups.